

Product Datasheet

ZC3H12D Antibody - BSA Free NBP2-81878

Unit Size: 0.1 mg

Store at 4C short term. Aliquot and store at -20C long term. Avoid freeze-thaw cycles.

www.novusbio.com



technical@novusbio.com

Protocols, Publications, Related Products, Reviews, Research Tools and Images at:
www.novusbio.com/NBP2-81878

Updated 3/4/2026 v.20.1

Earn rewards for product
reviews and publications.

Submit a publication at www.novusbio.com/publications

Submit a review at www.novusbio.com/reviews/destination/NBP2-81878



NBP2-81878

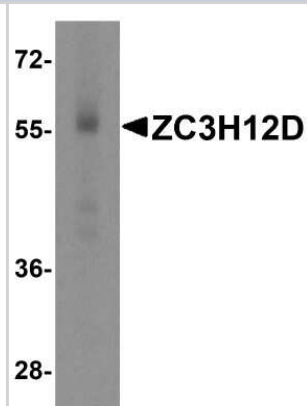
ZC3H12D Antibody - BSA Free

Product Information	
Unit Size	0.1 mg
Concentration	1 mg/ml
Storage	Store at 4C short term. Aliquot and store at -20C long term. Avoid freeze-thaw cycles.
Clonality	Polyclonal
Preservative	0.02% Sodium Azide
Isotype	IgG
Purity	Peptide affinity purified
Buffer	PBS
Target Molecular Weight	57 kDa
Product Description	
Host	Rabbit
Gene ID	340152
Gene Symbol	ZC3H12D
Species	Human
Immunogen	ZC3H12D antibody was raised against a 17 amino acid synthetic peptide near the carboxy terminus of human ZC3H12D. The immunogen is located within amino acids 280 - 330 of ZC3H12D. Amino Acid Sequence: TGARPGAGAEEQRPAPG
Product Application Details	
Applications	Western Blot, ELISA
Recommended Dilutions	Western Blot 1 ug/ml, ELISA

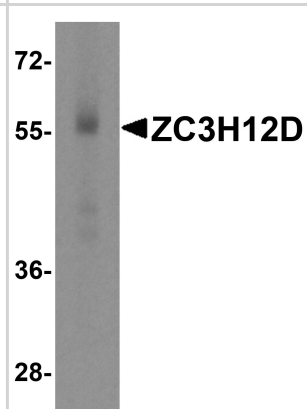


Images

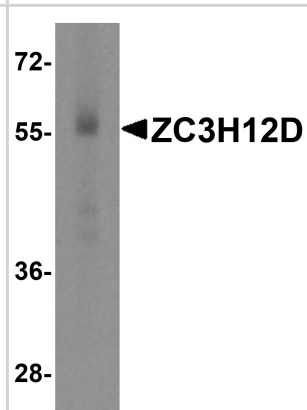
Western Blot: ZC3H12D Antibody [NBP2-81878] - Western blot analysis of ZC3H12D in human spleen tissue lysate with ZC3H12D antibody at 1 ug/mL.



Western Blot: ZC3H12D Antibody - BSA Free [NBP2-81878] - Western blot analysis of ZC3H12D in human spleen tissue lysate with ZC3H12D antibody at 1 u/mL.



Western Blot: ZC3H12D Antibody - BSA Free [NBP2-81878] - Western blot analysis of ZC3H12D in human spleen tissue lysate with ZC3H12D antibody at 1 u/mL.





Novus Biologicals USA

10730 E. Briarwood Avenue
Centennial, CO 80112
USA
Phone: 303.730.1950
Toll Free: 1.888.506.6887
Fax: 303.730.1966
nb-customerservice@bio-techne.com

Bio-Techne Canada

21 Canmotor Ave
Toronto, ON M8Z 4E6
Canada
Phone: 905.827.6400
Toll Free: 855.668.8722
Fax: 905.827.6402
canada.inquires@bio-techne.com

Bio-Techne Ltd

19 Barton Lane
Abingdon Science Park
Abingdon, OX14 3NB, United Kingdom
Phone: (44) (0) 1235 529449
Free Phone: 0800 37 34 15
Fax: (44) (0) 1235 533420
info.EMEA@bio-techne.com

General Contact Information

www.novusbio.com
Technical Support: nb-technical@bio-techne.com
Orders: nb-customerservice@bio-techne.com
General: novus@novusbio.com

Products Related to NBP2-81878

HAF008	Goat anti-Rabbit IgG Secondary Antibody [HRP]
NB7160	Goat anti-Rabbit IgG (H+L) Secondary Antibody [HRP]
NBP2-24891	Rabbit IgG Isotype Control
NBP1-91249PEP	ZC3H12D Recombinant Protein Antigen

Limitations

This product is for research use only and is not approved for use in humans or in clinical diagnosis. Primary Antibodies are guaranteed for 1 year from date of receipt.

For more information on our 100% guarantee, please visit www.novusbio.com/guarantee

Earn gift cards/discounts by submitting a review: www.novusbio.com/reviews/submit/NBP2-81878

Earn gift cards/discounts by submitting a publication using this product:
www.novusbio.com/publications

