

Product Datasheet

SPATA4 Antibody - BSA Free

NBP2-81852

Unit Size: 0.1 mg

Store at 4C short term. Aliquot and store at -20C long term. Avoid freeze-thaw cycles.

www.novusbio.com



technical@novusbio.com

Protocols, Publications, Related Products, Reviews, Research Tools and Images at:
www.novusbio.com/NBP2-81852

Updated 9/9/2025 v.20.1

Earn rewards for product
reviews and publications.

Submit a publication at www.novusbio.com/publications

Submit a review at www.novusbio.com/reviews/destination/NBP2-81852



NBP2-81852

SPATA4 Antibody - BSA Free

Product Information	
Unit Size	0.1 mg
Concentration	1 mg/ml
Storage	Store at 4C short term. Aliquot and store at -20C long term. Avoid freeze-thaw cycles.
Clonality	Polyclonal
Preservative	0.02% Sodium Azide
Isotype	IgG
Purity	Peptide affinity purified
Buffer	PBS

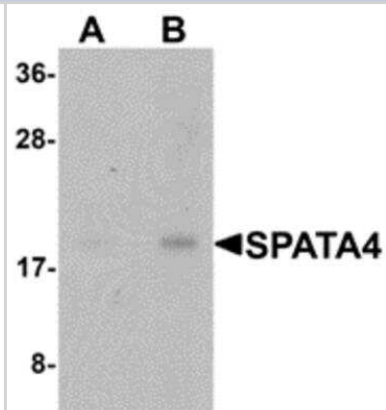
Product Description	
Description	Novus Biologicals Rabbit SPATA4 Antibody - BSA Free (NBP2-81852) is a polyclonal antibody validated for use in IHC, WB, ELISA and ICC/IF. All Novus Biologicals antibodies are covered by our 100% guarantee.
Host	Rabbit
Gene ID	132851
Gene Symbol	SPATA4
Species	Human, Mouse
Specificity/Sensitivity	At least two isoforms of SPATA4 are known to exist; this antibody will detect both isoforms. SPATA4 antibody is predicted to not cross-react with SPATA protein family members
Immunogen	SPATA4 antibody was raised against an 18 amino acid synthetic peptide near the carboxy terminus of human SPATA4. The immunogen is located within amino acids 200 - 250 of SPATA4. Amino Acid Sequence: LHMLQRKLGKLNPEWFD

Product Application Details	
Applications	Western Blot, Immunohistochemistry-Paraffin, ELISA, Immunocytochemistry/Immunofluorescence, Immunohistochemistry
Recommended Dilutions	Western Blot 1-2 ug/ml, ELISA, Immunohistochemistry 2.5 ug/ml, Immunocytochemistry/ Immunofluorescence 20 ug/ml, Immunohistochemistry-Paraffin

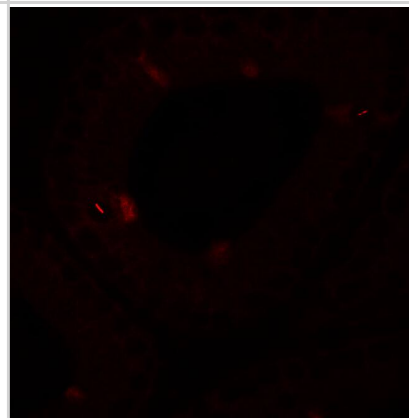


Images

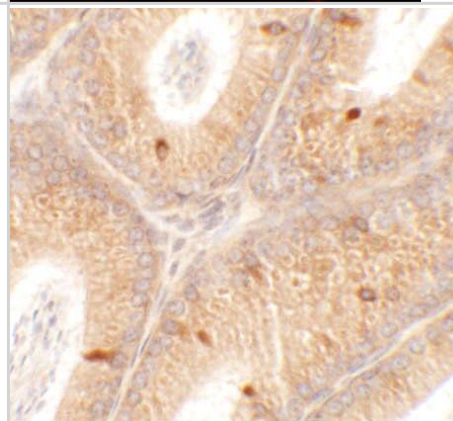
Western Blot: SPATA4 Antibody [NBP2-81852] - Analysis of SPATA4 in mouse stomach tissue lysate with SPATA4 antibody at (A) 1 and (B) 2 ug/ml.



Immunocytochemistry/ Immunofluorescence: SPATA4 Antibody - BSA Free [NBP2-81852] - Immunofluorescence of SPATA4 in mouse testis tissue with SPATA4 antibody at 20 u/mL.



Immunohistochemistry: SPATA4 Antibody - BSA Free [NBP2-81852] - Immunohistochemistry of SPATA4 in mouse testis tissue with SPATA4 antibody at 2.5 ug/mL.





Novus Biologicals USA

10730 E. Briarwood Avenue
Centennial, CO 80112
USA
Phone: 303.730.1950
Toll Free: 1.888.506.6887
Fax: 303.730.1966
nb-customerservice@bio-techne.com

Bio-Techne Canada

21 Canmotor Ave
Toronto, ON M8Z 4E6
Canada
Phone: 905.827.6400
Toll Free: 855.668.8722
Fax: 905.827.6402
canada.inquires@bio-techne.com

Bio-Techne Ltd

19 Barton Lane
Abingdon Science Park
Abingdon, OX14 3NB, United Kingdom
Phone: (44) (0) 1235 529449
Free Phone: 0800 37 34 15
Fax: (44) (0) 1235 533420
info.EMEA@bio-techne.com

General Contact Information

www.novusbio.com
Technical Support: nb-technical@bio-techne.com
Orders: nb-customerservice@bio-techne.com
General: novus@novusbio.com

Products Related to NBP2-81852

NBP2-33376H	Blue Marker Antibody (6F4-F6) [HRP]
HAF008	Goat anti-Rabbit IgG Secondary Antibody [HRP]
NB7160	Goat anti-Rabbit IgG (H+L) Secondary Antibody [HRP]
NBP2-24891	Rabbit IgG Isotype Control

Limitations

This product is for research use only and is not approved for use in humans or in clinical diagnosis. Primary Antibodies are guaranteed for 1 year from date of receipt.

For more information on our 100% guarantee, please visit www.novusbio.com/guarantee

Earn gift cards/discounts by submitting a review: www.novusbio.com/reviews/submit/NBP2-81852

Earn gift cards/discounts by submitting a publication using this product:
www.novusbio.com/publications

