

# Product Datasheet

## SLITRK3 Antibody - BSA Free

### NBP2-81815

Unit Size: 0.1 mg

Store at 4C short term. Aliquot and store at -20C long term. Avoid freeze-thaw cycles.

[www.novusbio.com](http://www.novusbio.com)



[technical@novusbio.com](mailto:technical@novusbio.com)

Protocols, Publications, Related Products, Reviews, Research Tools and Images at:  
[www.novusbio.com/NBP2-81815](http://www.novusbio.com/NBP2-81815)

Updated 9/9/2025 v.20.1

Earn rewards for product  
reviews and publications.

Submit a publication at [www.novusbio.com/publications](http://www.novusbio.com/publications)

Submit a review at [www.novusbio.com/reviews/destination/NBP2-81815](http://www.novusbio.com/reviews/destination/NBP2-81815)



**NBP2-81815**

SLITRK3 Antibody - BSA Free

Product Information	
Unit Size	0.1 mg
Concentration	1 mg/ml
Storage	Store at 4C short term. Aliquot and store at -20C long term. Avoid freeze-thaw cycles.
Clonality	Polyclonal
Preservative	0.02% Sodium Azide
Isotype	IgG
Purity	Peptide affinity purified
Buffer	PBS

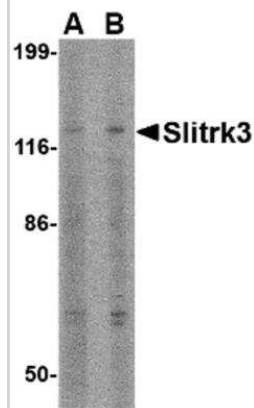
Product Description	
Description	Novus Biologicals Rabbit SLITRK3 Antibody - BSA Free (NBP2-81815) is a polyclonal antibody validated for use in IHC, WB, ELISA and ICC/IF. All Novus Biologicals antibodies are covered by our 100% guarantee.
Host	Rabbit
Gene ID	22865
Gene Symbol	SLITRK3
Species	Human, Mouse
Specificity/Sensitivity	This antibody is predicted to have no cross-reactivity to other Slitrk proteins.
Immunogen	SLITRK3 antibody was raised against a 14 amino acid synthetic peptide from near the carboxy terminus of human SLITRK3. The immunogen is located within amino acids 320 - 370 of SLITRK3. Amino Acid Sequence: KQPKPTKQPRTPRPPST

Product Application Details	
Applications	Western Blot, Immunohistochemistry-Paraffin, ELISA, Immunocytochemistry/Immunofluorescence, Immunohistochemistry
Recommended Dilutions	Western Blot 0.5-1 ug/ml, ELISA, Immunohistochemistry 2.5 ug/ml, Immunocytochemistry/ Immunofluorescence 20 ug/ml, Immunohistochemistry-Paraffin

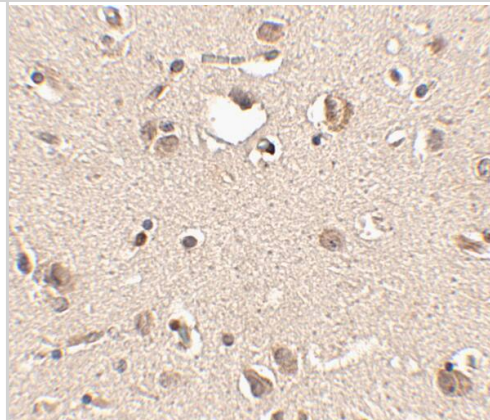


**Images**

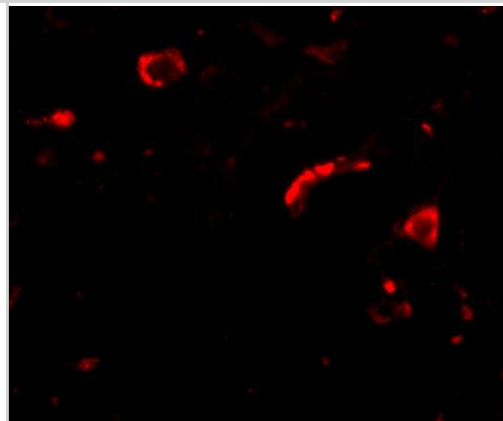
Western Blot: SLITRK3 Antibody [NBP2-81815] - Analysis of SLITRK3 in SK-N-SH cell lysate with SLITRK3 antibody at (A) 0.5 and (B) 1 ug/ml.



Immunohistochemistry: SLITRK3 Antibody - BSA Free [NBP2-81815] - Immunohistochemistry of SLITRK3 in human brain tissue with SLITRK3 antibody at 2.5 u/mL.



Immunocytochemistry/ Immunofluorescence: SLITRK3 Antibody - BSA Free [NBP2-81815] - Immunofluorescence of slitrk3 in human brain tissue with slitrk3 antibody at 20 ug/mL.





### **Novus Biologicals USA**

10730 E. Briarwood Avenue  
Centennial, CO 80112  
USA  
Phone: 303.730.1950  
Toll Free: 1.888.506.6887  
Fax: 303.730.1966  
nb-customerservice@bio-techne.com

### **Bio-Techne Canada**

21 Canmotor Ave  
Toronto, ON M8Z 4E6  
Canada  
Phone: 905.827.6400  
Toll Free: 855.668.8722  
Fax: 905.827.6402  
canada.inquires@bio-techne.com

### **Bio-Techne Ltd**

19 Barton Lane  
Abingdon Science Park  
Abingdon, OX14 3NB, United Kingdom  
Phone: (44) (0) 1235 529449  
Free Phone: 0800 37 34 15  
Fax: (44) (0) 1235 533420  
info.EMEA@bio-techne.com

### **General Contact Information**

www.novusbio.com  
Technical Support: nb-technical@bio-techne.com  
Orders: nb-customerservice@bio-techne.com  
General: novus@novusbio.com

### **Products Related to NBP2-81815**

---

NBP2-33376H	Blue Marker Antibody (6F4-F6) [HRP]
HAF008	Goat anti-Rabbit IgG Secondary Antibody [HRP]
NB7160	Goat anti-Rabbit IgG (H+L) Secondary Antibody [HRP]
NBP2-24891	Rabbit IgG Isotype Control

---

### **Limitations**

This product is for research use only and is not approved for use in humans or in clinical diagnosis. Primary Antibodies are guaranteed for 1 year from date of receipt.

For more information on our 100% guarantee, please visit [www.novusbio.com/guarantee](http://www.novusbio.com/guarantee)

Earn gift cards/discounts by submitting a review: [www.novusbio.com/reviews/submit/NBP2-81815](http://www.novusbio.com/reviews/submit/NBP2-81815)

Earn gift cards/discounts by submitting a publication using this product:  
[www.novusbio.com/publications](http://www.novusbio.com/publications)

