

Product Datasheet

SGSM3 Antibody - BSA Free

NBP2-81814

Unit Size: 0.1 mg

Store at 4C short term. Aliquot and store at -20C long term. Avoid freeze-thaw cycles.

www.novusbio.com



technical@novusbio.com

Protocols, Publications, Related Products, Reviews, Research Tools and Images at:
www.novusbio.com/NBP2-81814

Updated 9/9/2025 v.20.1

Earn rewards for product
reviews and publications.

Submit a publication at www.novusbio.com/publications

Submit a review at www.novusbio.com/reviews/destination/NBP2-81814



NBP2-81814

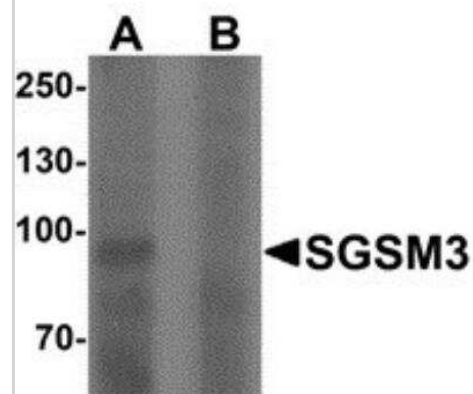
SGSM3 Antibody - BSA Free

Product Information	
Unit Size	0.1 mg
Concentration	1 mg/ml
Storage	Store at 4C short term. Aliquot and store at -20C long term. Avoid freeze-thaw cycles.
Clonality	Polyclonal
Preservative	0.02% Sodium Azide
Isotype	IgG
Purity	Peptide affinity purified
Buffer	PBS
Target Molecular Weight	82 kDa
Product Description	
Description	Novus Biologicals Rabbit SGSM3 Antibody - BSA Free (NBP2-81814) is a polyclonal antibody validated for use in WB, ELISA and ICC/IF. All Novus Biologicals antibodies are covered by our 100% guarantee.
Host	Rabbit
Gene ID	27352
Gene Symbol	SGSM3
Species	Human
Reactivity Notes	Immunogen displays the following percentage of sequence identity for non-tested species: Rat: (82%), Mouse: (82%)
Specificity/Sensitivity	Multiple isoforms of SGSM3 are known to exist. SGSM3 antibody is predicted to not cross react with other SGSM family proteins.
Immunogen	SGSM3 antibody was raised against an 18 amino acid synthetic peptide near the amino terminus of human SGSM3. The immunogen is located within amino acids 30 - 80 of SGSM3. Amino Acid Sequence: YDEFGFRVYKEEGDEPGS
Product Application Details	
Applications	Western Blot, ELISA, Immunocytochemistry/ Immunofluorescence
Recommended Dilutions	Western Blot 1 ug/ml, ELISA, Immunocytochemistry/ Immunofluorescence 20 ug/ml

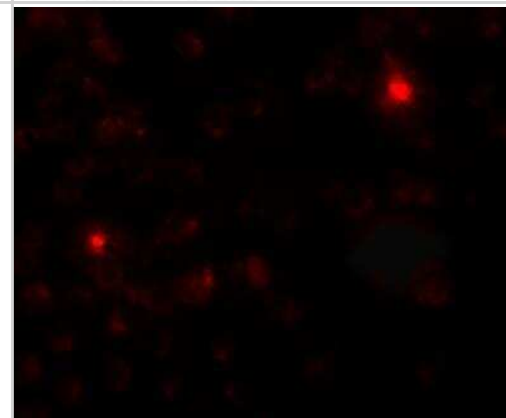


Images

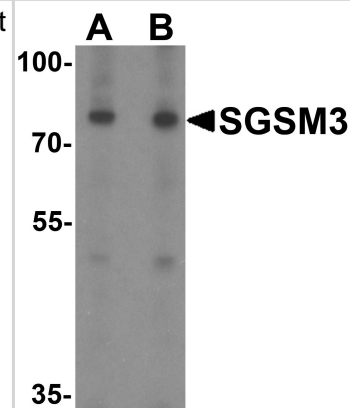
Western Blot: SGSM3 Antibody [NBP2-81814] - Analysis of SGSM3 in 293 cell lysate with SGSM3 antibody at (A) 1 and (B) 2 ug/ml.



Immunocytochemistry/Immunofluorescence: SGSM3 Antibody [NBP2-81814] - Immunofluorescence of SGSM3 in 293 cells with SGSM3 antibody at 20 ug/mL.



Western Blot: SGSM3 Antibody - BSA Free [NBP2-81814] - Western blot analysis of SGSM3 in 293 cell lysate with SGSM3 antibody at (A) 1 and (B) 2 ug/mL.





Novus Biologicals USA

10730 E. Briarwood Avenue
Centennial, CO 80112
USA
Phone: 303.730.1950
Toll Free: 1.888.506.6887
Fax: 303.730.1966
nb-customerservice@bio-techne.com

Bio-Techne Canada

21 Canmotor Ave
Toronto, ON M8Z 4E6
Canada
Phone: 905.827.6400
Toll Free: 855.668.8722
Fax: 905.827.6402
canada.inquires@bio-techne.com

Bio-Techne Ltd

19 Barton Lane
Abingdon Science Park
Abingdon, OX14 3NB, United Kingdom
Phone: (44) (0) 1235 529449
Free Phone: 0800 37 34 15
Fax: (44) (0) 1235 533420
info.EMEA@bio-techne.com

General Contact Information

www.novusbio.com
Technical Support: nb-technical@bio-techne.com
Orders: nb-customerservice@bio-techne.com
General: novus@novusbio.com

Products Related to NBP2-81814

NBP2-33376H	Blue Marker Antibody (6F4-F6) [HRP]
HAF008	Goat anti-Rabbit IgG Secondary Antibody [HRP]
NB7160	Goat anti-Rabbit IgG (H+L) Secondary Antibody [HRP]
NBP2-24891	Rabbit IgG Isotype Control

Limitations

This product is for research use only and is not approved for use in humans or in clinical diagnosis. Primary Antibodies are guaranteed for 1 year from date of receipt.

For more information on our 100% guarantee, please visit www.novusbio.com/guarantee

Earn gift cards/discounts by submitting a review: www.novusbio.com/reviews/submit/NBP2-81814

Earn gift cards/discounts by submitting a publication using this product:
www.novusbio.com/publications

