

Product Datasheet

DIS3 Antibody - BSA Free NBP2-81804

Unit Size: 0.1 mg

Store at 4C short term. Aliquot and store at -20C long term. Avoid freeze-thaw cycles.

www.novusbio.com



technical@novusbio.com

Protocols, Publications, Related Products, Reviews, Research Tools and Images at:
www.novusbio.com/NBP2-81804

Updated 10/23/2025 v.20.1

Earn rewards for product
reviews and publications.

Submit a publication at www.novusbio.com/publications

Submit a review at www.novusbio.com/reviews/destination/NBP2-81804



NBP2-81804

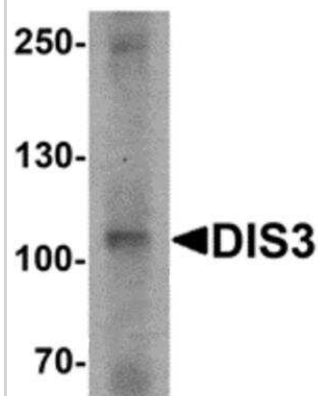
DIS3 Antibody - BSA Free

Product Information	
Unit Size	0.1 mg
Concentration	1 mg/ml
Storage	Store at 4C short term. Aliquot and store at -20C long term. Avoid freeze-thaw cycles.
Clonality	Polyclonal
Preservative	0.02% Sodium Azide
Isotype	IgG
Purity	Peptide affinity purified
Buffer	PBS
Target Molecular Weight	103 kDa
Product Description	
Description	Novus Biologicals Rabbit DIS3 Antibody - BSA Free (NBP2-81804) is a polyclonal antibody validated for use in IHC, WB, ELISA and ICC/IF. All Novus Biologicals antibodies are covered by our 100% guarantee.
Host	Rabbit
Gene ID	22894
Gene Symbol	DIS3
Species	Human, Mouse, Rat
Specificity/Sensitivity	Multiple isoforms of DIS3 are known to exist.
Immunogen	DIS3 antibody was raised against an 18 amino acid peptide near the amino terminus of human DIS3. The immunogen is located within amino acids 90 - 140 of DIS3. Amino Acid Sequence: YKRIRDVTNNQEKHFYTF
Product Application Details	
Applications	Western Blot, Immunohistochemistry-Paraffin, ELISA, Immunocytochemistry/Immunofluorescence, Immunohistochemistry
Recommended Dilutions	Western Blot 1-2 ug/ml, ELISA, Immunohistochemistry, Immunocytochemistry/Immunofluorescence, Immunohistochemistry-Paraffin

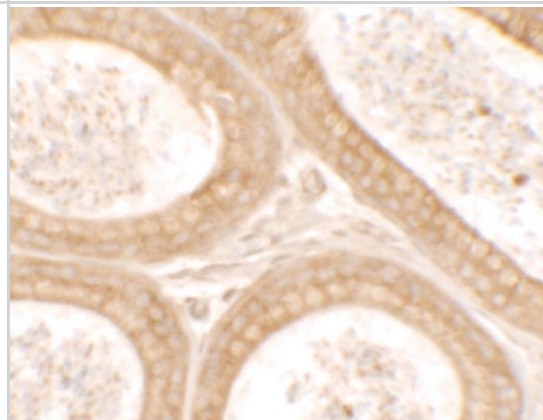


Images

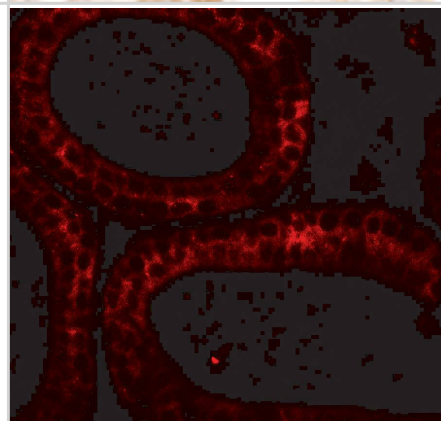
Western Blot: DIS3 Antibody [NBP2-81804] - Analysis of DIS3 in human ovary tissue lysate with DIS3 antibody at 1 ug/ml.



Immunohistochemistry: DIS3 Antibody - BSA Free [NBP2-81804] - Immunohistochemistry of DIS3 in mouse testis tissue with DIS3 antibody at 2.5 u/ml.



Immunocytochemistry/ Immunofluorescence: DIS3 Antibody - BSA Free [NBP2-81804] - Immunofluorescence of DIS3 in mouse testis tissue with DIS3 antibody at 20 ug/ml.





Novus Biologicals USA

10730 E. Briarwood Avenue
Centennial, CO 80112
USA
Phone: 303.730.1950
Toll Free: 1.888.506.6887
Fax: 303.730.1966
nb-customerservice@bio-techne.com

Bio-Techne Canada

21 Canmotor Ave
Toronto, ON M8Z 4E6
Canada
Phone: 905.827.6400
Toll Free: 855.668.8722
Fax: 905.827.6402
canada.inquires@bio-techne.com

Bio-Techne Ltd

19 Barton Lane
Abingdon Science Park
Abingdon, OX14 3NB, United Kingdom
Phone: (44) (0) 1235 529449
Free Phone: 0800 37 34 15
Fax: (44) (0) 1235 533420
info.EMEA@bio-techne.com

General Contact Information

www.novusbio.com
Technical Support: nb-technical@bio-techne.com
Orders: nb-customerservice@bio-techne.com
General: novus@novusbio.com

Products Related to NBP2-81804

NBP2-33376H	Blue Marker Antibody (6F4-F6) [HRP]
HAF008	Goat anti-Rabbit IgG Secondary Antibody [HRP]
NB7160	Goat anti-Rabbit IgG (H+L) Secondary Antibody [HRP]
NBP2-24891	Rabbit IgG Isotype Control

Limitations

This product is for research use only and is not approved for use in humans or in clinical diagnosis. Primary Antibodies are guaranteed for 1 year from date of receipt.

For more information on our 100% guarantee, please visit www.novusbio.com/guarantee

Earn gift cards/discounts by submitting a review: www.novusbio.com/reviews/submit/NBP2-81804

Earn gift cards/discounts by submitting a publication using this product:
www.novusbio.com/publications

