

Product Datasheet

ANP32A Antibody - BSA Free

NBP2-81794

Unit Size: 0.1 mg

Store at 4C.

www.novusbio.com



technical@novusbio.com

Protocols, Publications, Related Products, Reviews, Research Tools and Images at:
www.novusbio.com/NBP2-81794

Updated 3/4/2026 v.20.1

Earn rewards for product
reviews and publications.

Submit a publication at www.novusbio.com/publications

Submit a review at www.novusbio.com/reviews/destination/NBP2-81794



NBP2-81794

ANP32A Antibody - BSA Free

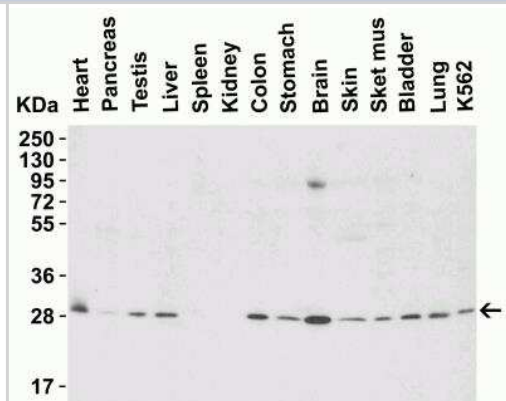
Product Information	
Unit Size	0.1 mg
Concentration	1 mg/ml
Storage	Store at 4C.
Clonality	Polyclonal
Preservative	0.02% Sodium Azide
Isotype	IgG
Purity	Ion exchange chromatography
Buffer	PBS
Target Molecular Weight	29 kDa

Product Description	
Host	Rabbit
Gene ID	8125
Gene Symbol	ANP32A
Species	Human, Mouse, Rat
Reactivity Notes	Immunogen displays the following percentage of sequence identity for non-tested species: Bovine (85%)
Specificity/Sensitivity	This polyclonal antibody has no cross-reaction to PHAP I2a and PHAP III.
Immunogen	Antibody was raised against a peptide corresponding to 14 amino acids near the carboxy terminus of human ANP32A . The immunogen is located within the last 50 amino acids of ANP32A. Amino Acid Squence: KRKREPEDEGEDDD

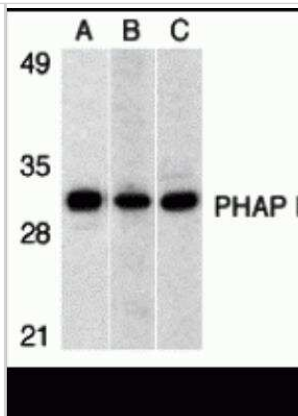
Product Application Details	
Applications	Western Blot, Immunohistochemistry-Paraffin, ELISA, Immunocytochemistry/Immunofluorescence, Immunohistochemistry
Recommended Dilutions	Western Blot 1 ug/ml, ELISA, Immunohistochemistry 2 ug/mL, Immunocytochemistry/ Immunofluorescence 20 ug/mL, Immunohistochemistry-Paraffin

Images

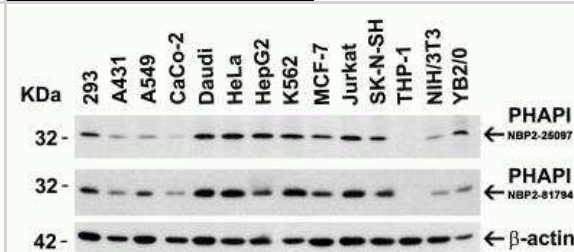
Western Blot: ANP32A Antibody [NBP2-81794] - Western Blot Validation in Mouse Tissues. Loading: 15 ug of lysates per lane. Antibodies: ANP32A NBP2-81794 (1 ug/mL), 1h incubation at RT in 5% NFDN/TBST. Secondary: Goat anti-rabbit IgG HRP conjugate at 1:10000 dilution.




Western Blot: ANP32A Antibody [NBP2-81794] - Western Blot Validation in (A) Human Raji Cells , (B) Mouse testis tissue lysate and (C) Rat testis tissue lysate. Loading: 15 ug of lysates per lane. Antibodies: ANP32A [NBP2-81794] (1 ug/mL), 1h incubation at RT in 5% NFDN/TBST. Secondary: Goat anti-rabbit IgG HRP conjugate at 1:10000 dilution.



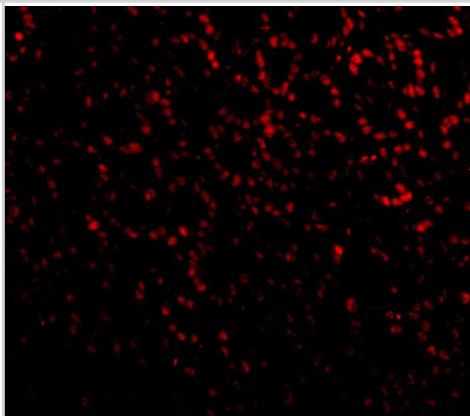
Western Blot: ANP32A Antibody [NBP2-81794] - Independent Antibody Validation (IAV) via Protein Expression Profile in Cell Lines. Loading: 15 ug of lysates per lane. Antibodies: ANP32A NBP2-25097 (2 ug/mL), ANP32A NBP2-81794 (1 ug/mL), and beta-actin (1 ug/mL), 1h incubation at RT in 5% NFDN/TBST. Secondary: Goat anti-rabbit IgG HRP conjugate at 1:10000 dilution.



Western Blot: ANP32A Antibody [NBP2-81794] - Western Blot Validation in Human, Mouse and Rat Cell Lines. Loading: 15 ug of lysates per lane. Antibodies: ANP32A NBP2-81794 (1 ug/mL), 1h incubation at RT in 5% NFDN/TBST. Secondary: Goat anti-rabbit IgG HRP conjugate at 1:10000 dilution.



Immunocytochemistry/ Immunofluorescence: ANP32A Antibody - BSA Free [NBP2-81794] - Validation of PHAP I in Mouse Small Intestine cells. Immunofluorescent analysis of 4% paraformaldehyde-fixed Mouse Small Intestine Cells labeling PHAP I with at 20 ug/mL, followed by goat anti-rabbit IgG secondary antibody at 1/500 dilution (red).





Novus Biologicals USA

10730 E. Briarwood Avenue
Centennial, CO 80112
USA
Phone: 303.730.1950
Toll Free: 1.888.506.6887
Fax: 303.730.1966
nb-customerservice@bio-techne.com

Bio-Techne Canada

21 Canmotor Ave
Toronto, ON M8Z 4E6
Canada
Phone: 905.827.6400
Toll Free: 855.668.8722
Fax: 905.827.6402
canada.inquires@bio-techne.com

Bio-Techne Ltd

19 Barton Lane
Abingdon Science Park
Abingdon, OX14 3NB, United Kingdom
Phone: (44) (0) 1235 529449
Free Phone: 0800 37 34 15
Fax: (44) (0) 1235 533420
info.EMEA@bio-techne.com

General Contact Information

www.novusbio.com
Technical Support: nb-technical@bio-techne.com
Orders: nb-customerservice@bio-techne.com
General: novus@novusbio.com

Products Related to NBP2-81794

HAF008	Goat anti-Rabbit IgG Secondary Antibody [HRP]
NB7160	Goat anti-Rabbit IgG (H+L) Secondary Antibody [HRP]
NBP2-24891	Rabbit IgG Isotype Control
NBP1-48390-0.05mg	Recombinant Human ANP32A His Protein

Limitations

This product is for research use only and is not approved for use in humans or in clinical diagnosis. Primary Antibodies are guaranteed for 1 year from date of receipt.

For more information on our 100% guarantee, please visit www.novusbio.com/guarantee

Earn gift cards/discounts by submitting a review: www.novusbio.com/reviews/submit/NBP2-81794

Earn gift cards/discounts by submitting a publication using this product:
www.novusbio.com/publications

