

Product Datasheet

RUSC2 Antibody - BSA Free NBP2-81786

Unit Size: 0.1 mg

Store at 4C short term. Aliquot and store at -20C long term. Avoid freeze-thaw cycles.

www.novusbio.com



technical@novusbio.com

Protocols, Publications, Related Products, Reviews, Research Tools and Images at:
www.novusbio.com/NBP2-81786

Updated 3/4/2026 v.20.1

Earn rewards for product
reviews and publications.

Submit a publication at www.novusbio.com/publications

Submit a review at www.novusbio.com/reviews/destination/NBP2-81786



NBP2-81786

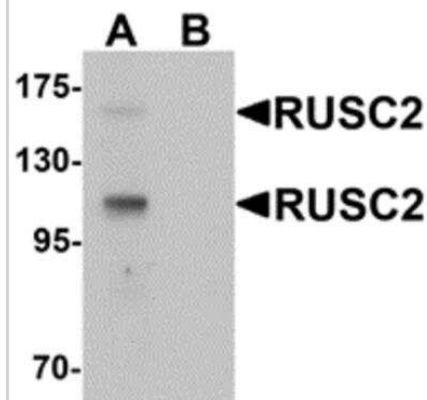
RUSC2 Antibody - BSA Free

Product Information	
Unit Size	0.1 mg
Concentration	1 mg/ml
Storage	Store at 4C short term. Aliquot and store at -20C long term. Avoid freeze-thaw cycles.
Clonality	Polyclonal
Preservative	0.02% Sodium Azide
Isotype	IgG
Purity	Peptide affinity purified
Buffer	PBS
Product Description	
Host	Rabbit
Gene ID	9853
Gene Symbol	RUSC2
Species	Human, Mouse
Specificity/Sensitivity	At least three isoforms are known to exist; this antibody will detect all three isoforms. This antibody is predicted to not cross-react with RUSC1.
Immunogen	RUSC2 antibody was raised against an 18 amino acid synthetic peptide from near the amino terminus of human RUSC2. The immunogen is located within amino acids 70 - 120 of RUSC2. Amino Acid Squence: TSKRSRDGRGPGAPKRHN
Product Application Details	
Applications	Western Blot, Immunohistochemistry-Paraffin, ELISA, Immunocytochemistry/Immunofluorescence, Immunohistochemistry
Recommended Dilutions	Western Blot 1 ug/ml, ELISA, Immunohistochemistry 5 ug/ml, Immunocytochemistry/ Immunofluorescence 20 ug/ml, Immunohistochemistry-Paraffin

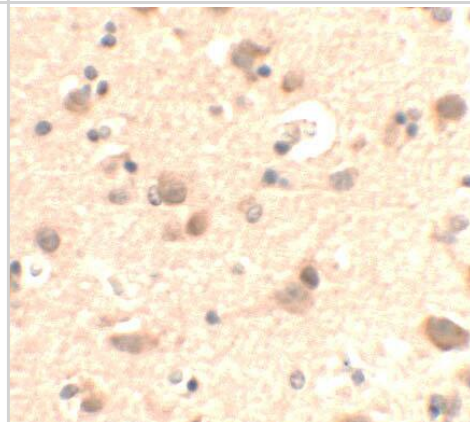


Images

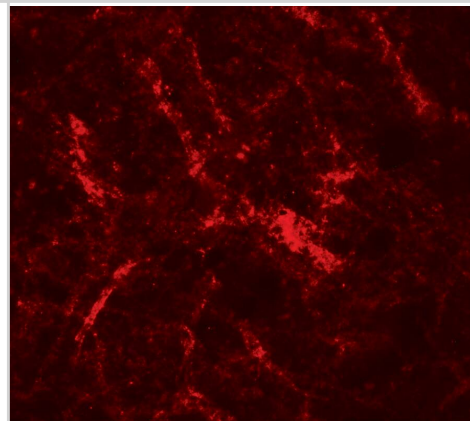
Western Blot: RUSC2 Antibody [NBP2-81786] - Western blot analysis of RUSC2 in SK-N-SH cell lysate with RUSC2 antibody at 1 ug/mL in (A) the absence and (B) the presence of blocking peptide.



Immunohistochemistry: RUSC2 Antibody - BSA Free [NBP2-81786] - Immunohistochemistry of RUSC2 in human brain tissue with RUSC2 antibody at 5 ug/mL.



Immunocytochemistry/ Immunofluorescence: RUSC2 Antibody - BSA Free [NBP2-81786] - Immunofluorescence of RUSC2 in human brain tissue with RUSC2 antibody at 20 ug/mL.





Novus Biologicals USA

10730 E. Briarwood Avenue
Centennial, CO 80112
USA
Phone: 303.730.1950
Toll Free: 1.888.506.6887
Fax: 303.730.1966
nb-customerservice@bio-techne.com

Bio-Techne Canada

21 Canmotor Ave
Toronto, ON M8Z 4E6
Canada
Phone: 905.827.6400
Toll Free: 855.668.8722
Fax: 905.827.6402
canada.inquires@bio-techne.com

Bio-Techne Ltd

19 Barton Lane
Abingdon Science Park
Abingdon, OX14 3NB, United Kingdom
Phone: (44) (0) 1235 529449
Free Phone: 0800 37 34 15
Fax: (44) (0) 1235 533420
info.EMEA@bio-techne.com

General Contact Information

www.novusbio.com
Technical Support: nb-technical@bio-techne.com
Orders: nb-customerservice@bio-techne.com
General: novus@novusbio.com

Products Related to NBP2-81786

HAF008	Goat anti-Rabbit IgG Secondary Antibody [HRP]
NB7160	Goat anti-Rabbit IgG (H+L) Secondary Antibody [HRP]
NBP2-24891	Rabbit IgG Isotype Control
NBP1-93639PEP	RUSC2 Recombinant Protein Antigen

Limitations

This product is for research use only and is not approved for use in humans or in clinical diagnosis. Primary Antibodies are guaranteed for 1 year from date of receipt.

For more information on our 100% guarantee, please visit www.novusbio.com/guarantee

Earn gift cards/discounts by submitting a review: www.novusbio.com/reviews/submit/NBP2-81786

Earn gift cards/discounts by submitting a publication using this product:
www.novusbio.com/publications

