

# Product Datasheet

## OATP1B1/OATP2 Antibody - BSA Free NBP2-81750

Unit Size: 0.1 mg

Store at 4C.

[www.novusbio.com](http://www.novusbio.com)



[technical@novusbio.com](mailto:technical@novusbio.com)

Protocols, Publications, Related Products, Reviews, Research Tools and Images at:  
[www.novusbio.com/NBP2-81750](http://www.novusbio.com/NBP2-81750)

Updated 3/4/2026 v.20.1

Earn rewards for product  
reviews and publications.

Submit a publication at [www.novusbio.com/publications](http://www.novusbio.com/publications)

Submit a review at [www.novusbio.com/reviews/destination/NBP2-81750](http://www.novusbio.com/reviews/destination/NBP2-81750)



**NBP2-81750**

OATP1B1/OATP2 Antibody - BSA Free

Product Information	
Unit Size	0.1 mg
Concentration	1 mg/ml
Storage	Store at 4C.
Clonality	Polyclonal
Preservative	0.02% Sodium Azide
Isotype	IgG
Purity	Peptide affinity purified
Buffer	PBS
Target Molecular Weight	75 kDa

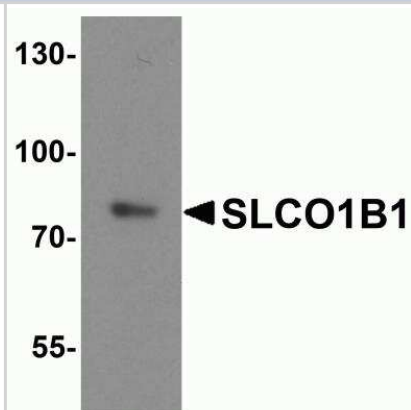
Product Description	
Host	Rabbit
Gene ID	10599
Gene Symbol	SLCO1B1
Species	Human
Specificity/Sensitivity	OATP1B1/OATP2 antibody is human specific. At least four isoforms of OATP1B1/OATP2 are known to exist. This antibody is predicted to not cross-react with other SLCO1B proteins.
Immunogen	OATP1B1 antibody was raised against a 14 amino acid peptide near the carboxy terminus of human OATP1B1. The immunogen is located within the last 50 amino acids of OATP1B1. Amino Acid Sequence: MKKKYQEKDINASE

Product Application Details	
Applications	Western Blot, ELISA, Immunocytochemistry/ Immunofluorescence
Recommended Dilutions	Western Blot 1-2 ug/ml, ELISA, Immunocytochemistry/ Immunofluorescence 20 ug/ml

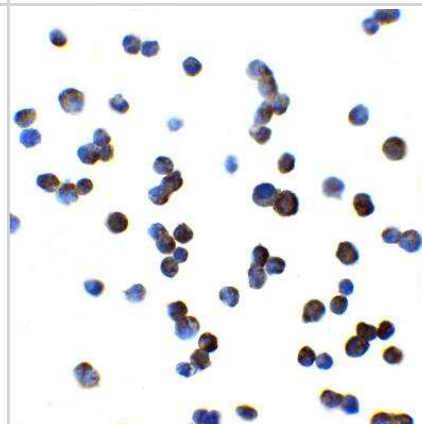


**Images**


Western Blot: OATP1B1/OATP2 Antibody [NBP2-81750] - Analysis of OATP1B1/OATP2 in human liver tissue lysate with OATP1B1/OATP2 antibody at 1 ug/ml.



Immunocytochemistry/Immunofluorescence: OATP1B1/OATP2 Antibody [NBP2-81750] - Immunocytochemistry of OATP1B1/OATP2 in HepG2 cells with OATP1B1/OATP2 antibody at 2.5 ug/ml.



Immunocytochemistry/ Immunofluorescence: OATP1B1/OATP2 Antibody - BSA Free [NBP2-81750] - Immunofluorescence of OATP1B1/OATP2 in human liver tissue with OATP1B1/OATP2 antibody at 20 ug/ml.





### Novus Biologicals USA

10730 E. Briarwood Avenue  
Centennial, CO 80112  
USA  
Phone: 303.730.1950  
Toll Free: 1.888.506.6887  
Fax: 303.730.1966  
nb-customerservice@bio-techne.com

### Bio-Techne Canada

21 Canmotor Ave  
Toronto, ON M8Z 4E6  
Canada  
Phone: 905.827.6400  
Toll Free: 855.668.8722  
Fax: 905.827.6402  
canada.inquires@bio-techne.com

### Bio-Techne Ltd

19 Barton Lane  
Abingdon Science Park  
Abingdon, OX14 3NB, United Kingdom  
Phone: (44) (0) 1235 529449  
Free Phone: 0800 37 34 15  
Fax: (44) (0) 1235 533420  
info.EMEA@bio-techne.com

### General Contact Information

www.novusbio.com  
Technical Support: nb-technical@bio-techne.com  
Orders: nb-customerservice@bio-techne.com  
General: novus@novusbio.com

### Products Related to NBP2-81750

---

HAF008	Goat anti-Rabbit IgG Secondary Antibody [HRP]
NB7160	Goat anti-Rabbit IgG (H+L) Secondary Antibody [HRP]
NBP2-24891	Rabbit IgG Isotype Control
H00010599-Q01-10ug	Recombinant Human OATP1B1/OATP2 GST (N-Term) Protein

---

### Limitations

This product is for research use only and is not approved for use in humans or in clinical diagnosis. Primary Antibodies are guaranteed for 1 year from date of receipt.

For more information on our 100% guarantee, please visit [www.novusbio.com/guarantee](http://www.novusbio.com/guarantee)

Earn gift cards/discounts by submitting a review: [www.novusbio.com/reviews/submit/NBP2-81750](http://www.novusbio.com/reviews/submit/NBP2-81750)

Earn gift cards/discounts by submitting a publication using this product:  
[www.novusbio.com/publications](http://www.novusbio.com/publications)

