

Product Datasheet

GOLGA5 Antibody - BSA Free

NBP2-81734

Unit Size: 0.1 mg

Store at 4C.

www.novusbio.com



technical@novusbio.com

Protocols, Publications, Related Products, Reviews, Research Tools and Images at:
www.novusbio.com/NBP2-81734

Updated 3/4/2026 v.20.1

Earn rewards for product
reviews and publications.

Submit a publication at www.novusbio.com/publications

Submit a review at www.novusbio.com/reviews/destination/NBP2-81734



NBP2-81734

GOLGA5 Antibody - BSA Free

Product Information	
Unit Size	0.1 mg
Concentration	1 mg/ml
Storage	Store at 4C.
Clonality	Polyclonal
Preservative	0.02% Sodium Azide
Isotype	IgG
Purity	Peptide affinity purified
Buffer	PBS
Target Molecular Weight	65, 78 kDa

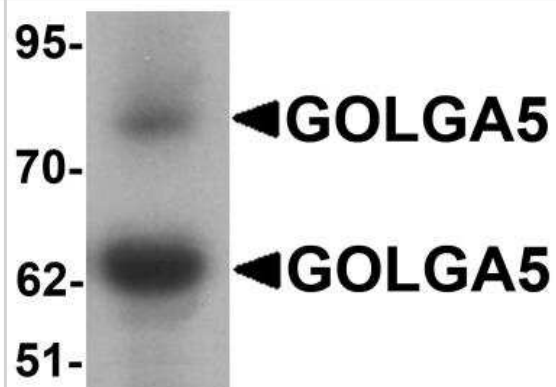
Product Description	
Host	Rabbit
Gene ID	9950
Gene Symbol	GOLGA5
Species	Human, Mouse, Rat
Specificity/Sensitivity	GOLGA5 antibody is human, mouse and rat reactive. Two isoforms of GOLGA5 exist due to alternative splicing events.
Immunogen	GOLGA5 antibody was raised against an 18 amino acid peptide near the carboxy terminus of human GOLGA5. The immunogen is located within amino acids 540 - 590 of GOLGA5. Amino Acid Sequence: LQSRDKRDEEIQKLRNQ

Product Application Details	
Applications	Western Blot, Immunohistochemistry-Paraffin, ELISA, Immunocytochemistry/ Immunofluorescence, Immunohistochemistry
Recommended Dilutions	Western Blot 1-2 ug/ml, ELISA, Immunohistochemistry 5 ug/ml, Immunocytochemistry/ Immunofluorescence 20 ug/ml, Immunohistochemistry-Paraffin

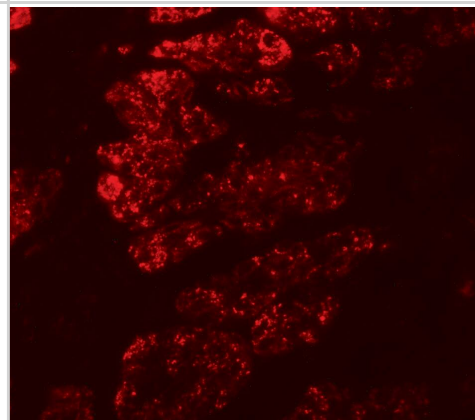


Images

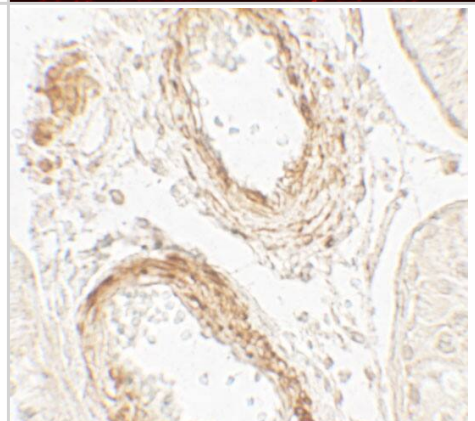
Western Blot: GOLGA5 Antibody [NBP2-81734] - Western blot analysis of GOLGA5 in human testis tissue lysate with GOLGA5 antibody at 1 ug/mL.



Immunocytochemistry/ Immunofluorescence: GOLGA5 Antibody - BSA Free [NBP2-81734] - Immunofluorescence of GOLGA5 in human testis tissue with GOLGA5 antibody at 20 u/mL.



Immunohistochemistry: GOLGA5 Antibody - BSA Free [NBP2-81734] - Immunohistochemistry of GOLGA5 in human testis tissue with GOLGA5 antibody at 5 ug/mL.





Novus Biologicals USA

10730 E. Briarwood Avenue
Centennial, CO 80112
USA
Phone: 303.730.1950
Toll Free: 1.888.506.6887
Fax: 303.730.1966
nb-customerservice@bio-techne.com

Bio-Techne Canada

21 Canmotor Ave
Toronto, ON M8Z 4E6
Canada
Phone: 905.827.6400
Toll Free: 855.668.8722
Fax: 905.827.6402
canada.inquires@bio-techne.com

Bio-Techne Ltd

19 Barton Lane
Abingdon Science Park
Abingdon, OX14 3NB, United Kingdom
Phone: (44) (0) 1235 529449
Free Phone: 0800 37 34 15
Fax: (44) (0) 1235 533420
info.EMEA@bio-techne.com

General Contact Information

www.novusbio.com
Technical Support: nb-technical@bio-techne.com
Orders: nb-customerservice@bio-techne.com
General: novus@novusbio.com

Products Related to NBP2-81734

HAF008	Goat anti-Rabbit IgG Secondary Antibody [HRP]
NB7160	Goat anti-Rabbit IgG (H+L) Secondary Antibody [HRP]
NBP2-24891	Rabbit IgG Isotype Control
H00009950-P01-10ug	Recombinant Human GOLGA5 GST (N-Term) Protein

Limitations

This product is for research use only and is not approved for use in humans or in clinical diagnosis. Primary Antibodies are guaranteed for 1 year from date of receipt.

For more information on our 100% guarantee, please visit www.novusbio.com/guarantee

Earn gift cards/discounts by submitting a review: www.novusbio.com/reviews/submit/NBP2-81734

Earn gift cards/discounts by submitting a publication using this product:
www.novusbio.com/publications

