

Product Datasheet

ELOVL6 Antibody - BSA Free NBP2-81714

Unit Size: 0.1 mg

Store at 4C short term. Aliquot and store at -20C long term. Avoid freeze-thaw cycles.

www.novusbio.com



technical@novusbio.com

Publications: 1

Protocols, Publications, Related Products, Reviews, Research Tools and Images at:
www.novusbio.com/NBP2-81714

Updated 3/4/2026 v.20.1

Earn rewards for product
reviews and publications.

Submit a publication at www.novusbio.com/publications

Submit a review at www.novusbio.com/reviews/destination/NBP2-81714



NBP2-81714

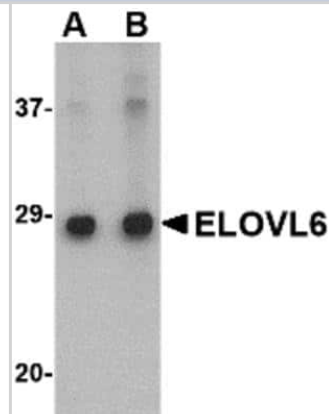
ELOVL6 Antibody - BSA Free

Product Information	
Unit Size	0.1 mg
Concentration	1 mg/ml
Storage	Store at 4C short term. Aliquot and store at -20C long term. Avoid freeze-thaw cycles.
Clonality	Polyclonal
Preservative	0.02% Sodium Azide
Isotype	IgG
Purity	Peptide affinity purified
Buffer	PBS
Target Molecular Weight	28 kDa
Product Description	
Host	Rabbit
Gene ID	79071
Gene Symbol	ELOVL6
Species	Human, Mouse, Rat
Immunogen	ELOVL6 antibody was raised against a 15 amino acid synthetic peptide near the amino terminus of the human ELOVL6. The immunogen is located within the first 50 amino acids of ELOVL6. Amino Acid Squence: ENEAIQWMQENWKKS
Product Application Details	
Applications	Western Blot, Immunohistochemistry-Paraffin, ELISA, Immunocytochemistry/Immunofluorescence, Immunohistochemistry
Recommended Dilutions	Western Blot 1-2 ug/ml, ELISA, Immunohistochemistry 5 ug/ml, Immunocytochemistry/ Immunofluorescence 20 ug/ml, Immunohistochemistry-Paraffin 5 ug/ml

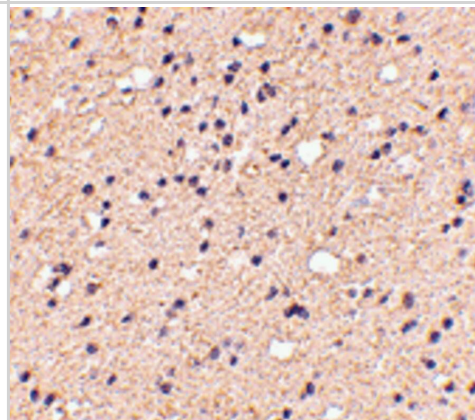


Images

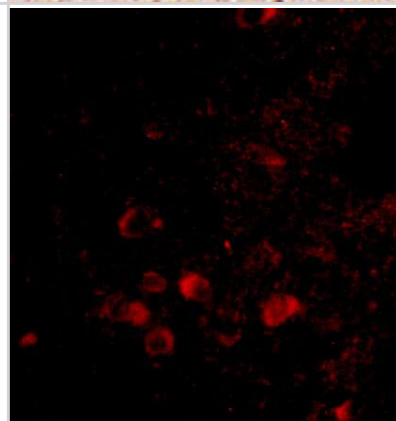
Western Blot: ELOVL6 Antibody [NBP2-81714] - Analysis of ELOVL6 in Human brain tissue lysate with ELOVL6 antibody at (A) 1 and (B) 2 ug/mL.



Immunohistochemistry: ELOVL6 Antibody - BSA Free [NBP2-81714] - Immunohistochemistry of ELOVL6 in human brain tissue with ELOVL6 antibody at 5 u/mL.



Immunocytochemistry/ Immunofluorescence: ELOVL6 Antibody - BSA Free [NBP2-81714] - Immunofluorescence of ELOVL6 in Human Brain tissue with ELOVL6 antibody at 20 ug/mL.



Publications

Chenyang Jin, Shuangjie Wang, Xiangyu Sui, Qingyang Meng, Guohao Wu Low expression of ELOVL6 may be involved in fat loss in white adipose tissue of cancer-associated cachexia *Lipids in Health and Disease* 2024-05-17 [PMID: 38760797]



Novus Biologicals USA

10730 E. Briarwood Avenue
Centennial, CO 80112
USA
Phone: 303.730.1950
Toll Free: 1.888.506.6887
Fax: 303.730.1966
nb-customerservice@bio-techne.com

Bio-Techne Canada

21 Canmotor Ave
Toronto, ON M8Z 4E6
Canada
Phone: 905.827.6400
Toll Free: 855.668.8722
Fax: 905.827.6402
canada.inquires@bio-techne.com

Bio-Techne Ltd

19 Barton Lane
Abingdon Science Park
Abingdon, OX14 3NB, United Kingdom
Phone: (44) (0) 1235 529449
Free Phone: 0800 37 34 15
Fax: (44) (0) 1235 533420
info.EMEA@bio-techne.com

General Contact Information

www.novusbio.com
Technical Support: nb-technical@bio-techne.com
Orders: nb-customerservice@bio-techne.com
General: novus@novusbio.com

Products Related to NBP2-81714

HAF008	Goat anti-Rabbit IgG Secondary Antibody [HRP]
NB7160	Goat anti-Rabbit IgG (H+L) Secondary Antibody [HRP]
NBP2-24891	Rabbit IgG Isotype Control
NBP1-82082PEP	ELOVL6 Recombinant Protein Antigen

Limitations

This product is for research use only and is not approved for use in humans or in clinical diagnosis. Primary Antibodies are guaranteed for 1 year from date of receipt.

For more information on our 100% guarantee, please visit www.novusbio.com/guarantee

Earn gift cards/discounts by submitting a review: www.novusbio.com/reviews/submit/NBP2-81714

Earn gift cards/discounts by submitting a publication using this product:
www.novusbio.com/publications

