

# Product Datasheet

## ARHGAP18 Antibody - BSA Free NBP2-81704

Unit Size: 0.1 mg

Store at 4C short term. Aliquot and store at -20C long term. Avoid freeze-thaw cycles.

[www.novusbio.com](http://www.novusbio.com)



[technical@novusbio.com](mailto:technical@novusbio.com)

### Publications: 2

Protocols, Publications, Related Products, Reviews, Research Tools and Images at:  
[www.novusbio.com/NBP2-81704](http://www.novusbio.com/NBP2-81704)

Updated 3/4/2026 v.20.1

Earn rewards for product  
reviews and publications.

Submit a publication at [www.novusbio.com/publications](http://www.novusbio.com/publications)

Submit a review at [www.novusbio.com/reviews/destination/NBP2-81704](http://www.novusbio.com/reviews/destination/NBP2-81704)



**NBP2-81704**

ARHGAP18 Antibody - BSA Free

Product Information	
Unit Size	0.1 mg
Concentration	1 mg/ml
Storage	Store at 4C short term. Aliquot and store at -20C long term. Avoid freeze-thaw cycles.
Clonality	Polyclonal
Preservative	0.02% Sodium Azide
Isotype	IgG
Purity	Peptide affinity purified
Buffer	PBS

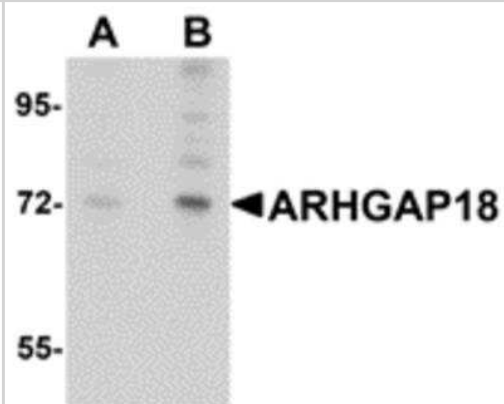
Product Description	
Host	Rabbit
Gene ID	93663
Gene Symbol	ARHGAP18
Species	Human, Mouse, Rat
Immunogen	ARHGAP18 antibody was raised against a 15 amino acid synthetic peptide near the carboxy terminus of human ARHGAP18. The immunogen is located within the last 50 amino acids of ARHGAP18. Amino Acid Sequence: DTYMKDLYQLNPNAE

Product Application Details	
Applications	Western Blot, ELISA, Immunocytochemistry/ Immunofluorescence
Recommended Dilutions	Western Blot 1-2 ug/ml, ELISA, Immunocytochemistry/ Immunofluorescence 2.5-20 ug/ml

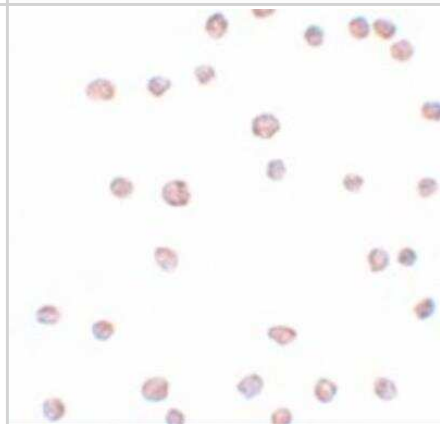


## Images

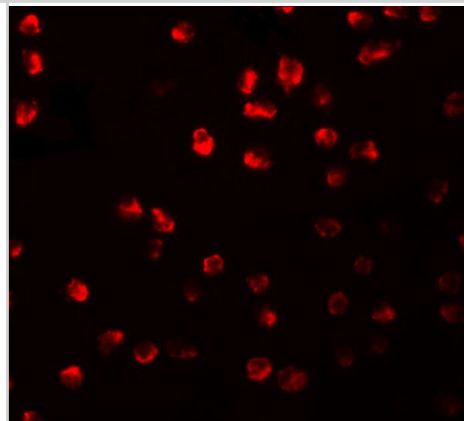
Western Blot: ARHGAP18 Antibody [NBP2-81704] - Analysis of ARHGAP18 in 3T3 cell lysate with ARHGAP18 antibody at (A) 1 and (B) 2 ug/ml.



Immunocytochemistry/Immunofluorescence: ARHGAP18 Antibody [NBP2-81704] - Immunocytochemistry of ARHGAP18 in 3T3 cells with ARHGAP18 antibody at 2.5 ug/mL.



Immunocytochemistry/ Immunofluorescence: ARHGAP18 Antibody - BSA Free [NBP2-81704] - Immunofluorescence of ARHGAP18 in 3T3 cells with ARHGAP18 antibody at 20 ug/mL.



## Publications

Lee Y, Kang H The Imatinib-miR-335-5p-ARHGAP18 Axis Attenuates PDGF-Driven Pathological Responses in Pulmonary Artery Smooth Muscle Cells. *International Journal of Molecular Sciences* 2025-10-16 [PMID: 41096636]

Xu D, Wang Y, Liu X et al. Development and clinical validation of a novel 9-gene prognostic model based on multi-omics in pancreatic adenocarcinoma *Pharmacological research* 2020-12-11 [PMID: 33316381] (WB, Human)



### **Novus Biologicals USA**

10730 E. Briarwood Avenue  
Centennial, CO 80112  
USA  
Phone: 303.730.1950  
Toll Free: 1.888.506.6887  
Fax: 303.730.1966  
nb-customerservice@bio-techne.com

### **Bio-Techne Canada**

21 Canmotor Ave  
Toronto, ON M8Z 4E6  
Canada  
Phone: 905.827.6400  
Toll Free: 855.668.8722  
Fax: 905.827.6402  
canada.inquires@bio-techne.com

### **Bio-Techne Ltd**

19 Barton Lane  
Abingdon Science Park  
Abingdon, OX14 3NB, United Kingdom  
Phone: (44) (0) 1235 529449  
Free Phone: 0800 37 34 15  
Fax: (44) (0) 1235 533420  
info.EMEA@bio-techne.com

### **General Contact Information**

www.novusbio.com  
Technical Support: nb-technical@bio-techne.com  
Orders: nb-customerservice@bio-techne.com  
General: novus@novusbio.com

### **Products Related to NBP2-81704**

---

HAF008	Goat anti-Rabbit IgG Secondary Antibody [HRP]
NB7160	Goat anti-Rabbit IgG (H+L) Secondary Antibody [HRP]
NBP2-24891	Rabbit IgG Isotype Control
NBP1-94131PEP	ARHGAP18 Recombinant Protein Antigen

---

### **Limitations**

This product is for research use only and is not approved for use in humans or in clinical diagnosis. Primary Antibodies are guaranteed for 1 year from date of receipt.

For more information on our 100% guarantee, please visit [www.novusbio.com/guarantee](http://www.novusbio.com/guarantee)

Earn gift cards/discounts by submitting a review: [www.novusbio.com/reviews/submit/NBP2-81704](http://www.novusbio.com/reviews/submit/NBP2-81704)

Earn gift cards/discounts by submitting a publication using this product:  
[www.novusbio.com/publications](http://www.novusbio.com/publications)

