

Product Datasheet

VEGF Antibody (VG76e) - Azide and BSA Free NBP2-81006

Unit Size: 0.1 ml

Store at 4C short term. Aliquot and store at -20C long term. Avoid freeze-thaw cycles.

www.novusbio.com



technical@novusbio.com

Protocols, Publications, Related Products, Reviews, Research Tools and Images at:
www.novusbio.com/NBP2-81006

Updated 9/9/2025 v.20.1

Earn rewards for product
reviews and publications.

Submit a publication at www.novusbio.com/publications

Submit a review at www.novusbio.com/reviews/destination/NBP2-81006



NBP2-81006

VEGF Antibody (VG76e) - Azide and BSA Free

Product Information	
Unit Size	0.1 ml
Concentration	1 mg/ml
Storage	Store at 4C short term. Aliquot and store at -20C long term. Avoid freeze-thaw cycles.
Clonality	Monoclonal
Clone	VG76e
Preservative	No Preservative
Isotype	IgG1
Purity	Protein G purified
Buffer	PBS
Target Molecular Weight	40 kDa

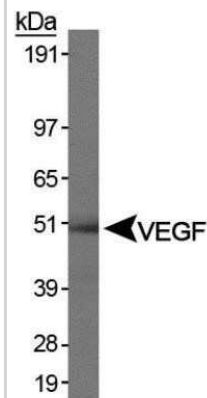
Product Description	
Description	Novus Biologicals Mouse VEGF Antibody (VG76e) - Azide and BSA Free (NB100-648) is a monoclonal antibody validated for use in IHC, WB, ELISA and ICC/IF. All Novus Biologicals antibodies are covered by our 100% guarantee.
Host	Mouse
Gene ID	7422
Gene Symbol	VEGFA
Species	Human, Rat, Porcine, Bovine, Sheep
Reactivity Notes	Mixed results in Cow and Pig (IHC only). Customers have reported success staining sheep tissue (see review).
Immunogen	Recombinant human VEGF189 expressed in E.coli [UniProt# P15692]

Product Application Details	
Applications	Western Blot, Immunohistochemistry-Paraffin, ELISA, Immunocytochemistry/Immunofluorescence, Immunohistochemistry, Radioimmunoassay
Recommended Dilutions	Western Blot 0.5-2ug/ml, ELISA 1:100-1:2000, Immunohistochemistry 1:200, Immunocytochemistry/ Immunofluorescence 1:50-1:200, Immunohistochemistry-Paraffin 1:200, Radioimmunoassay reported in scientific literature
Application Notes	In Western blot a band is observed between 38-44 kDa. With IHC-paraffin sections, microwave treatment with Tris HCl pH 10 buffer (NOT citrate buffer) is necessary. VEGF-A is a hetero dimer, consisting of 2 chains of approximately 24kDa each.

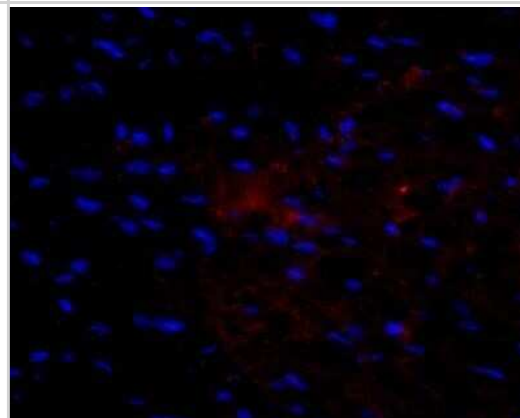


Images

Western Blot: VEGF Antibody (VG76e) - Azide and BSA Free [NBP2-81006] - Analysis of VEGF in human kidney protein (30ug). Image from the standard format of this antibody.



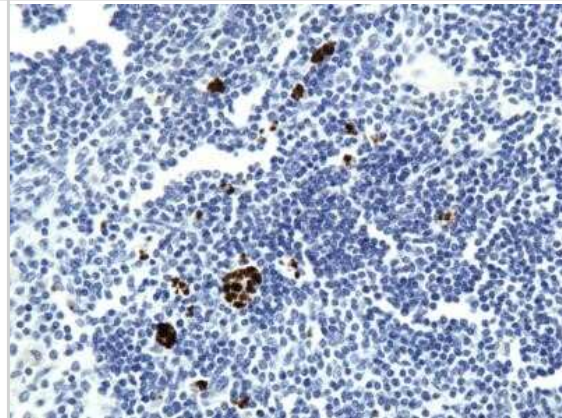
Immunocytochemistry/Immunofluorescence: VEGF Antibody (VG76e) - Azide and BSA Free [NBP2-81006] - Immunofluorescent analysis of VEGF using NB100-648. This image submitted through a verified customer review. Image from the standard format of this antibody.



Immunohistochemistry: VEGF Antibody (VG76e) - Azide and BSA Free [NBP2-81006] - IHC analysis of VEGF in fetal sheep brain tissue. Image courtesy of anonymous customer review. Image from the standard format of this antibody.



Immunohistochemistry: VEGF Antibody (VG76e) - Azide and BSA Free [NBP2-81006] - IHC-P analysis of VEGF in sheep tonsil using NB100-648. This image was submitted through a verified customer review. Image from the standard format of this antibody.





Novus Biologicals USA

10730 E. Briarwood Avenue
Centennial, CO 80112
USA
Phone: 303.730.1950
Toll Free: 1.888.506.6887
Fax: 303.730.1966
nb-customerservice@bio-techne.com

Bio-Techne Canada

21 Canmotor Ave
Toronto, ON M8Z 4E6
Canada
Phone: 905.827.6400
Toll Free: 855.668.8722
Fax: 905.827.6402
canada.inquires@bio-techne.com

Bio-Techne Ltd

19 Barton Lane
Abingdon Science Park
Abingdon, OX14 3NB, United Kingdom
Phone: (44) (0) 1235 529449
Free Phone: 0800 37 34 15
Fax: (44) (0) 1235 533420
info.EMEA@bio-techne.com

General Contact Information

www.novusbio.com
Technical Support: nb-technical@bio-techne.com
Orders: nb-customerservice@bio-techne.com
General: novus@novusbio.com

Products Related to NBP2-81006

NBP2-33376H	Blue Marker Antibody (6F4-F6) [HRP]
HAF007	Goat anti-Mouse IgG Secondary Antibody [HRP]
NB7539	Goat anti-Mouse IgG (H+L) Secondary Antibody [HRP]
NBP1-97005-0.5mg	Mouse IgG1 Isotype Control (MG1)

Limitations

This product is for research use only and is not approved for use in humans or in clinical diagnosis. Primary Antibodies are guaranteed for 1 year from date of receipt.

For more information on our 100% guarantee, please visit www.novusbio.com/guarantee

Earn gift cards/discounts by submitting a review: www.novusbio.com/reviews/submit/NBP2-81006

Earn gift cards/discounts by submitting a publication using this product:
www.novusbio.com/publications

