

Product Datasheet

Troponin I Type 3 (cardiac) Antibody (1E10) - Azide and BSA Free NBP2-80996

Unit Size: 0.1 mg

Store at 4C short term. Aliquot and store at -20C long term. Avoid freeze-thaw cycles.

www.novusbio.com



technical@novusbio.com

Protocols, Publications, Related Products, Reviews, Research Tools and Images at:
www.novusbio.com/NBP2-80996

Updated 9/9/2025 v.20.1

Earn rewards for product reviews and publications.

Submit a publication at www.novusbio.com/publications

Submit a review at www.novusbio.com/reviews/destination/NBP2-80996



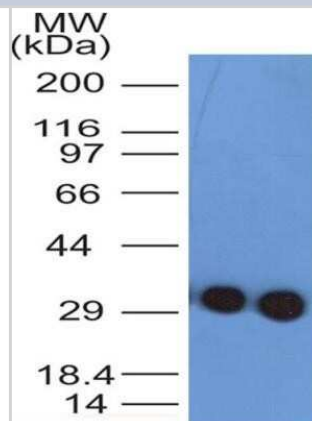
NBP2-80996

Troponin I Type 3 (cardiac) Antibody (1E10) - Azide and BSA Free

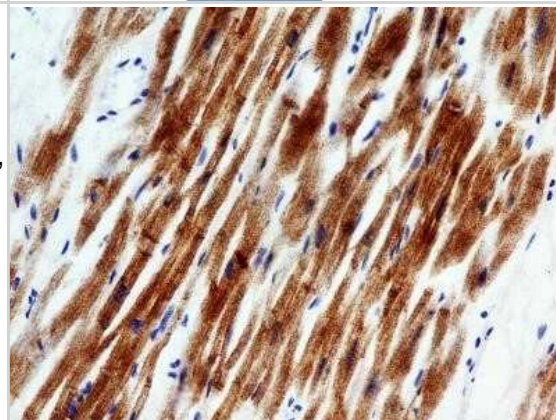
Product Information	
Unit Size	0.1 mg
Concentration	1 mg/ml
Storage	Store at 4C short term. Aliquot and store at -20C long term. Avoid freeze-thaw cycles.
Clonality	Monoclonal
Clone	1E10
Preservative	No Preservative
Isotype	IgG2b Kappa
Purity	Protein G purified
Buffer	PBS
Product Description	
Description	Novus Biologicals Mouse Troponin I Type 3 (cardiac) Antibody (1E10) - Azide and BSA Free (NBP2-35337) is a monoclonal antibody validated for use in IHC, WB and ICC/IF. All Novus Biologicals antibodies are covered by our 100% guarantee.
Host	Mouse
Gene ID	7137
Gene Symbol	TNNI3
Species	Human, Mouse
Immunogen	Partial recominant human Troponin 1 (between amino acids 1-200) [UniProt P19429]
Product Application Details	
Applications	Western Blot, Immunohistochemistry-Paraffin, Immunocytochemistry/Immunofluorescence, Immunohistochemistry
Recommended Dilutions	Western Blot 0.5 ug/ml, Immunohistochemistry 5 ug/ml, Immunocytochemistry/Immunofluorescence, Immunohistochemistry-Paraffin 5 ug/ml

Images

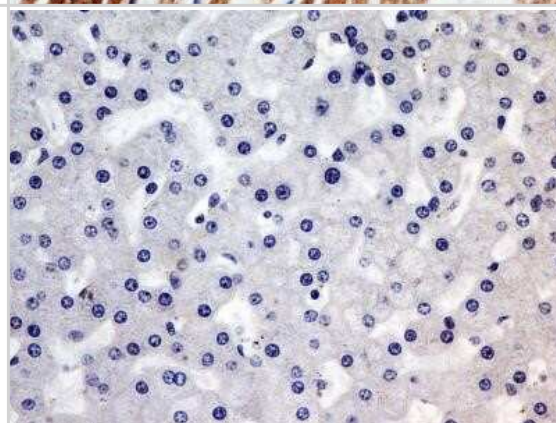
Western Blot: Troponin I Type 3 (cardiac) Antibody (1E10) - Azide and BSA Free [NBP2-80996] - Western blot analysis of clone 1E10 in human heart at 0.5 and 1.0 ug/ml. Image from the standard format of this antibody.



Immunocytochemistry: Troponin I Type 3 (cardiac) Antibody (1E10) - Azide and BSA Free [NBP2-80996] - IHC analysis of formalin-fixed paraffin-embedded tissue section of human heart using Troponin I antibody (clone 1E10) at 5 ug/ml concentration. The antibody specifically detected the target protein in cardiac muscle fibers in the tested sections, whereas,



Immunohistochemistry-Paraffin: Troponin I Type 3 (cardiac) Antibody (1E10) - Azide and BSA Free [NBP2-80996] - IHC-P testing of a formalin fixed tissue section of human liver with 5ug/ml concentration of Troponin I Type 3 (cardiac) antibody (clone 1E10) showing no staining - Negative Control Tissue Image from the standard format of this antibody.





Novus Biologicals USA

10730 E. Briarwood Avenue
Centennial, CO 80112
USA
Phone: 303.730.1950
Toll Free: 1.888.506.6887
Fax: 303.730.1966
nb-customerservice@bio-techne.com

Bio-Techne Canada

21 Canmotor Ave
Toronto, ON M8Z 4E6
Canada
Phone: 905.827.6400
Toll Free: 855.668.8722
Fax: 905.827.6402
canada.inquires@bio-techne.com

Bio-Techne Ltd

19 Barton Lane
Abingdon Science Park
Abingdon, OX14 3NB, United Kingdom
Phone: (44) (0) 1235 529449
Free Phone: 0800 37 34 15
Fax: (44) (0) 1235 533420
info.EMEA@bio-techne.com

General Contact Information

www.novusbio.com
Technical Support: nb-technical@bio-techne.com
Orders: nb-customerservice@bio-techne.com
General: novus@novusbio.com

Products Related to NBP2-80996

NBP2-33376H	Blue Marker Antibody (6F4-F6) [HRP]
HAF007	Goat anti-Mouse IgG Secondary Antibody [HRP]
NB7539	Goat anti-Mouse IgG (H+L) Secondary Antibody [HRP]
NBP1-43317-0.5mg	Mouse IgG2b Kappa Light Chain Isotype Control (MG2b)

Limitations

This product is for research use only and is not approved for use in humans or in clinical diagnosis. Primary Antibodies are guaranteed for 1 year from date of receipt.

For more information on our 100% guarantee, please visit www.novusbio.com/guarantee

Earn gift cards/discounts by submitting a review: www.novusbio.com/reviews/submit/NBP2-80996

Earn gift cards/discounts by submitting a publication using this product:
www.novusbio.com/publications

