

Product Datasheet

TRA-1-81 Antibody (TRA-1-81) - Azide and BSA Free NBP2-80986

Unit Size: 0.1 ml

Store at 4C short term. Aliquot and store at -20C long term. Avoid freeze-thaw cycles.

www.novusbio.com



technical@novusbio.com

Protocols, Publications, Related Products, Reviews, Research Tools and Images at:
www.novusbio.com/NBP2-80986

Updated 9/9/2025 v.20.1

Earn rewards for product
reviews and publications.

Submit a publication at www.novusbio.com/publications

Submit a review at www.novusbio.com/reviews/destination/NBP2-80986



NBP2-80986

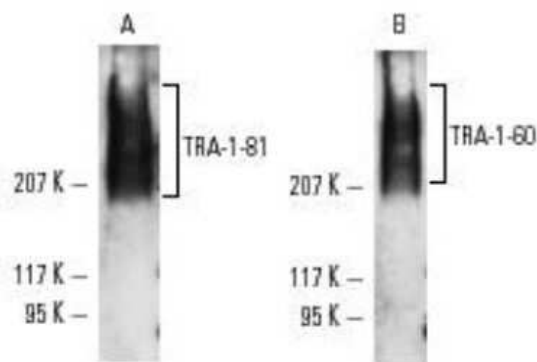
TRA-1-81 Antibody (TRA-1-81) - Azide and BSA Free

Product Information	
Unit Size	0.1 ml
Concentration	1 mg/ml
Storage	Store at 4C short term. Aliquot and store at -20C long term. Avoid freeze-thaw cycles.
Clonality	Monoclonal
Clone	TRA-1-81
Preservative	No Preservative
Isotype	IgM
Purity	IgM purified
Buffer	Tris-Glycine, 0.15 M NaCl
Product Description	
Description	Novus Biologicals Mouse TRA-1-81 Antibody (TRA-1-81) - Azide and BSA Free (NB100-1833) is a monoclonal antibody validated for use in IHC, WB, Flow, ICC/IF and IP. All Novus Biologicals antibodies are covered by our 100% guarantee.
Host	Mouse
Gene ID	5420
Species	Human, Mouse (Negative)
Reactivity Notes	This antibody recognizes the TRA-1-81 antigen that is expressed upon the surface of human teratocarcinoma stem cells (EC), human embryonic germ cells (EG) and human embryonic stem cells (ES). No immunoreactivity is seen with murine EC, EG or ES cells. This antibody recognizes antigens that are associated with a pericellular matrix proteoglycan.
Immunogen	Human embryonal carcinoma cell line 2102Ep.
Product Application Details	
Applications	Western Blot, Immunohistochemistry-Paraffin, Flow Cytometry, Immunocytochemistry/ Immunofluorescence, Immunohistochemistry, Immunohistochemistry-Frozen, Immunoprecipitation
Recommended Dilutions	Western Blot 1:500, Flow Cytometry 1:10-1:1000. Use reported in scientific literature, Immunohistochemistry 1:50-1:200, Immunocytochemistry/ Immunofluorescence 1:50-1:200, Immunoprecipitation 1:10-1:500, Immunohistochemistry-Paraffin 1:50-1:200, Immunohistochemistry-Frozen 1:50-1:200

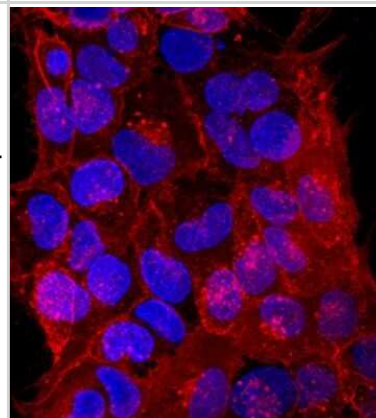


Images

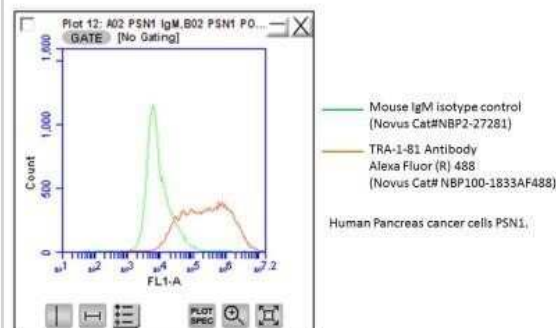
Western Blot: TRA-1-81 Antibody (TRA-1-81) - Azide and BSA Free [NBP2-80986] - Analysis of NB100-1833 expression in NTERA-2 cl.D1 whole cell lysate. Image from the standard format of this antibody.



Immunocytochemistry/Immunofluorescence: TRA-1-81 Antibody (TRA-1-81) - Azide and BSA Free [NBP2-80986] - TRA-1-81 was detected in immersion fixed BG01V human embryonic stem cells using Mouse Anti-Human TRA-1-81 Monoclonal Antibody (Catalog # NB100-1833) at 10 ug/mL for 3 hours at room temperature. Cells were stained using an Anti-Mouse IgM Secondary Antibody (red) and counterstained with DAPI (blue). Specific staining was localized to cell membrane. Image from the standard format of this antibody.



Flow Cytometry: TRA-1-81 Antibody (TRA-1-81) - Azide and BSA Free [NBP2-80986] - Analysis using the Alexa Fluor (R) 488 conjugate of NB100-1833. Staining of human cancer line PSN1. Image from verified customer review.





Novus Biologicals USA

10730 E. Briarwood Avenue
Centennial, CO 80112
USA
Phone: 303.730.1950
Toll Free: 1.888.506.6887
Fax: 303.730.1966
nb-customerservice@bio-techne.com

Bio-Techne Canada

21 Canmotor Ave
Toronto, ON M8Z 4E6
Canada
Phone: 905.827.6400
Toll Free: 855.668.8722
Fax: 905.827.6402
canada.inquires@bio-techne.com

Bio-Techne Ltd

19 Barton Lane
Abingdon Science Park
Abingdon, OX14 3NB, United Kingdom
Phone: (44) (0) 1235 529449
Free Phone: 0800 37 34 15
Fax: (44) (0) 1235 533420
info.EMEA@bio-techne.com

General Contact Information

www.novusbio.com
Technical Support: nb-technical@bio-techne.com
Orders: nb-customerservice@bio-techne.com
General: novus@novusbio.com

Products Related to NBP2-80986

NBP2-33376H	Blue Marker Antibody (6F4-F6) [HRP]
HAF007	Goat anti-Mouse IgG Secondary Antibody [HRP]
NB7539	Goat anti-Mouse IgG (H+L) Secondary Antibody [HRP]
NBP1-97007	Mouse IgM Isotype Control

Limitations

This product is for research use only and is not approved for use in humans or in clinical diagnosis. Primary Antibodies are guaranteed for 1 year from date of receipt.

For more information on our 100% guarantee, please visit www.novusbio.com/guarantee

Earn gift cards/discounts by submitting a review: www.novusbio.com/reviews/submit/NBP2-80986

Earn gift cards/discounts by submitting a publication using this product:
www.novusbio.com/publications

