

Product Datasheet

SCP3/SYCP3 Antibody (6F9C5) - Azide and BSA Free NBP2-80942

Unit Size: 0.1 ml

Store at 4C short term. Aliquot and store at -20C long term. Avoid freeze-thaw cycles.

www.novusbio.com



technical@novusbio.com

Protocols, Publications, Related Products, Reviews, Research Tools and Images at:
www.novusbio.com/NBP2-80942

Updated 9/9/2025 v.20.1

Earn rewards for product
reviews and publications.

Submit a publication at www.novusbio.com/publications

Submit a review at www.novusbio.com/reviews/destination/NBP2-80942



NBP2-80942

SCP3/SYCP3 Antibody (6F9C5) - Azide and BSA Free

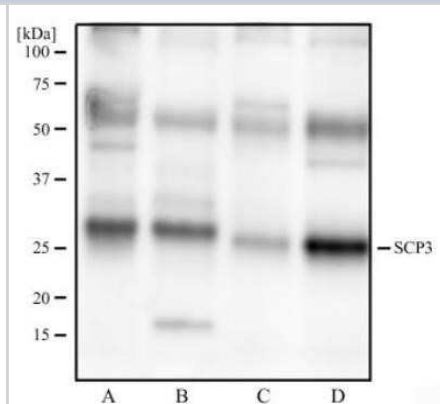
Product Information	
Unit Size	0.1 ml
Concentration	1 mg/ml
Storage	Store at 4C short term. Aliquot and store at -20C long term. Avoid freeze-thaw cycles.
Clonality	Monoclonal
Clone	6F9C5
Preservative	No Preservative
Isotype	IgG1
Purity	Ammonium sulfate precipitation
Buffer	PBS

Product Description	
Description	Novus Biologicals Mouse SCP3/SYCP3 Antibody (6F9C5) - Azide and BSA Free (NBP2-23487) is a monoclonal antibody validated for use in IHC, WB, ELISA, Flow and ICC/IF. All Novus Biologicals antibodies are covered by our 100% guarantee.
Host	Mouse
Gene ID	50511
Gene Symbol	SYCP3
Species	Human
Immunogen	Partial recombinant human SCP3 (between residues 1-200) expressed in E. coli [Uniprot: Q8IZU3]

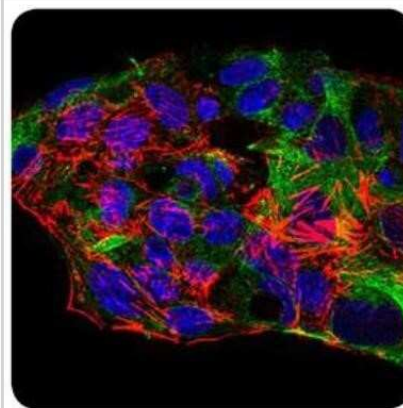
Product Application Details	
Applications	Western Blot, Immunohistochemistry-Paraffin, ELISA, Flow Cytometry, Immunocytochemistry/ Immunofluorescence, Immunohistochemistry, CyTOF-ready
Recommended Dilutions	Western Blot 1:500 - 1:2000, Flow Cytometry 1:200 - 1:400, ELISA 1:10000, Immunohistochemistry 1:200 - 1:1000, Immunocytochemistry/ Immunofluorescence 1:200 - 1:1000, Immunohistochemistry-Paraffin, CyTOF-ready

Images

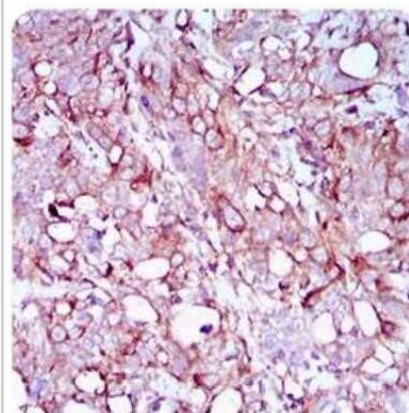
Western Blot: SCP3/SYCP3 Antibody (6F9C5) - Azide and BSA Free [NBP2-80942] - Analysis of human testis tissue (A), human ovary tissue (B), mouse testis tissue (C), and mouse ovary tissue (D) using SCP3 antibody at 2 ug/ml. Image from the standard format of this antibody.



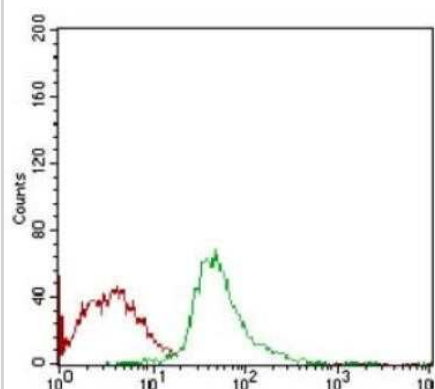
Immunocytochemistry/Immunofluorescence: SCP3/SYCP3 Antibody (6F9C5) - Azide and BSA Free [NBP2-80942] - Analysis of HepG2 cells using SCP3 mouse mAb (green). DRAQ5 fluorescent DNA dye (blue). Actin filaments have been labelled with Alexa Fluor-555 phalloidin (red). Image from the standard format of this antibody.



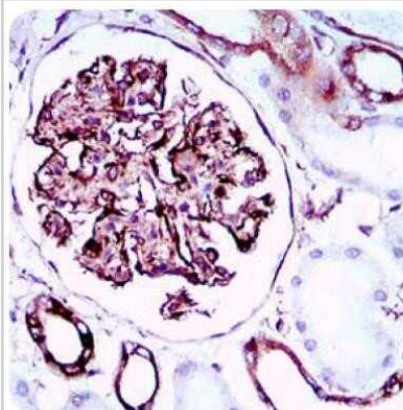
Immunohistochemistry-Paraffin: SCP3/SYCP3 Antibody (6F9C5) - Azide and BSA Free [NBP2-80942] - Analysis of paraffin-embedded human cervical cancer tissues with DAB staining. Image from the standard format of this antibody.



Flow Cytometry: SCP3/SYCP3 Antibody (6F9C5) - Azide and BSA Free [NBP2-80942] - Analysis of Jurkat cells using SCP3 mouse mAb (green) and negative control (red). Image from the standard format of this antibody.



Immunohistochemistry-Paraffin: SCP3/SYCP3 Antibody (6F9C5) - Azide and BSA Free [NBP2-80942] - Analysis of paraffin-embedded kidney tissues using SYCP3 mouse mAb with DAB staining. Image from the standard format of this antibody.





Novus Biologicals USA

10730 E. Briarwood Avenue
Centennial, CO 80112
USA
Phone: 303.730.1950
Toll Free: 1.888.506.6887
Fax: 303.730.1966
nb-customerservice@bio-techne.com

Bio-Techne Canada

21 Canmotor Ave
Toronto, ON M8Z 4E6
Canada
Phone: 905.827.6400
Toll Free: 855.668.8722
Fax: 905.827.6402
canada.inquires@bio-techne.com

Bio-Techne Ltd

19 Barton Lane
Abingdon Science Park
Abingdon, OX14 3NB, United Kingdom
Phone: (44) (0) 1235 529449
Free Phone: 0800 37 34 15
Fax: (44) (0) 1235 533420
info.EMEA@bio-techne.com

General Contact Information

www.novusbio.com
Technical Support: nb-technical@bio-techne.com
Orders: nb-customerservice@bio-techne.com
General: novus@novusbio.com

Products Related to NBP2-80942

NBP2-33376H	Blue Marker Antibody (6F4-F6) [HRP]
HAF007	Goat anti-Mouse IgG Secondary Antibody [HRP]
NB7539	Goat anti-Mouse IgG (H+L) Secondary Antibody [HRP]
NBP1-97005-0.5mg	Mouse IgG1 Isotype Control (MG1)

Limitations

This product is for research use only and is not approved for use in humans or in clinical diagnosis. Primary Antibodies are guaranteed for 1 year from date of receipt.

For more information on our 100% guarantee, please visit www.novusbio.com/guarantee

Earn gift cards/discounts by submitting a review: www.novusbio.com/reviews/submit/NBP2-80942

Earn gift cards/discounts by submitting a publication using this product:
www.novusbio.com/publications

