

Product Datasheet

Podoplanin Antibody (pmab-1) - Azide and BSA Free NBP2-80917

Unit Size: 0.1 mg

Store at 4C short term. Aliquot and store at -20C long term. Avoid freeze-thaw cycles.

www.novusbio.com



technical@novusbio.com

Protocols, Publications, Related Products, Reviews, Research Tools and Images at:
www.novusbio.com/NBP2-80917

Updated 9/9/2025 v.20.1

Earn rewards for product
reviews and publications.

Submit a publication at www.novusbio.com/publications

Submit a review at www.novusbio.com/reviews/destination/NBP2-80917



NBP2-80917

Podoplanin Antibody (pmab-1) - Azide and BSA Free


Product Information	
Unit Size	0.1 mg
Concentration	1 mg/ml
Storage	Store at 4C short term. Aliquot and store at -20C long term. Avoid freeze-thaw cycles.
Clonality	Monoclonal
Clone	pmab-1
Preservative	No Preservative
Isotype	IgG2a Kappa
Purity	Protein G purified
Buffer	PBS

Product Description	
Description	Novus Biologicals Rat Podoplanin Antibody (pmab-1) - Azide and BSA Free (NBP2-03955) is a monoclonal antibody validated for use in WB and Flow. All Novus Biologicals antibodies are covered by our 100% guarantee.
Host	Rat
Gene ID	10630
Gene Symbol	PDPN
Species	Mouse
Immunogen	Podoplanin

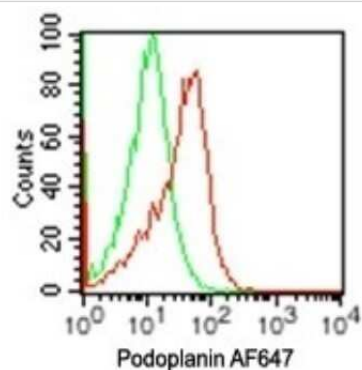
Product Application Details	
Applications	Western Blot, Flow Cytometry, CyTOF-ready
Recommended Dilutions	Western Blot 3 - 5 ug/ml, Flow Cytometry 0.5 ug/10 ⁵ cells, CyTOF-ready

Images

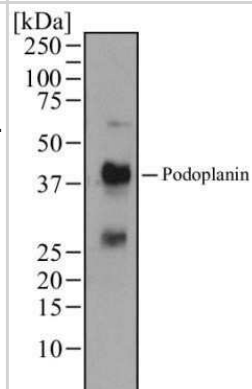
Western Blot: Podoplanin Antibody (pmab-1) - Azide and BSA Free [NBP2-80917] - Analysis using the Azide Free version of NBP2-03955. Lysate from mouse A) Brain, B) Heart, C) Small Intestine, D) Kidney, E) Liver, F) Lung, G) Muscle, H) Stomach, I) Spleen, J) Ovary, and K) Testis probed with podoplanin antibody at 5 ug/mL. Mouse tissue Instablot, goat anti-rat Ig HRP secondary antibody and PicoTect ECL substrate solution were used for this test. Image from the standard format of this antibody.



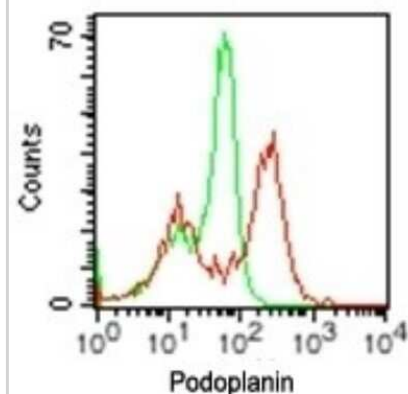
Flow Cytometry: Podoplanin Antibody (pmab-1) - Azide and BSA Free [NBP2-80917] - Analysis using the Alexa Fluor (R) 647 conjugate of NBP2-03955. Staining using podoplanin antibody. Mouse LLC1 cells were probed using 0.5 ug of podoplanin antibody (red) and 0.5 ug of isotype control antibody (green).



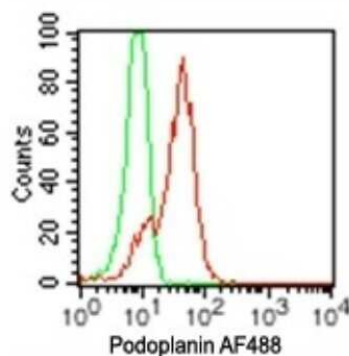
Western Blot: Podoplanin Antibody (pmab-1) - Azide and BSA Free [NBP2-80917] - Analysis using the Azide Free version of NBP2-03955. Detection of mouse fetal lung tissue using Podoplanin antibody at a concentration of 1 ug/mL. Image from the standard format of this antibody.



Flow Cytometry: Podoplanin Antibody (pmab-1) - Azide and BSA Free [NBP2-80917] - Analysis using podoplanin antibody. Mouse LLC1 cells were probed using 0.5 ug of podoplanin antibody (red) and 0.5 ug of isotype control antibody (green). NBP2-03955 and APC-conjugated secondary antibody were used for this test. Image from the standard format of this antibody.

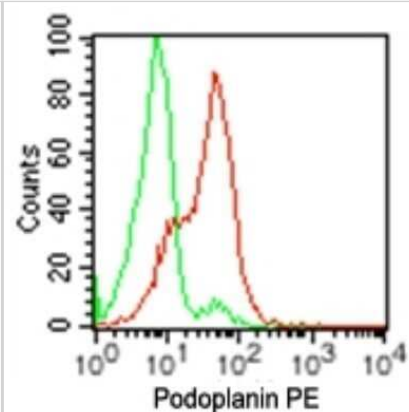


Flow Cytometry: Podoplanin Antibody (pmab-1) - Azide and BSA Free [NBP2-80917] - Analysis using the Alexa Fluor (R) 488 conjugate of NBP2-03955. Staining using podoplanin antibody. Mouse LLC1 cells were probed using 0.5 ug of podoplanin antibody (red) and 0.5 ug of isotype control antibody (green).



Flow Cytometry: Podoplanin Antibody (pmab-1) - Azide and BSA Free [NBP2-80917] - Analysis using the PE conjugate of NBP2-03955.

Staining using podoplanin antibody. Mouse F9 tumor cell line probed using 0.5 ug of podoplanin antibody (red) and 0.5 ug of isotype control antibody (green). Cell surface flow kit was used for this test.





Novus Biologicals USA

10730 E. Briarwood Avenue
Centennial, CO 80112
USA
Phone: 303.730.1950
Toll Free: 1.888.506.6887
Fax: 303.730.1966
nb-customerservice@bio-techne.com

Bio-Techne Canada

21 Canmotor Ave
Toronto, ON M8Z 4E6
Canada
Phone: 905.827.6400
Toll Free: 855.668.8722
Fax: 905.827.6402
canada.inquires@bio-techne.com

Bio-Techne Ltd

19 Barton Lane
Abingdon Science Park
Abingdon, OX14 3NB, United Kingdom
Phone: (44) (0) 1235 529449
Free Phone: 0800 37 34 15
Fax: (44) (0) 1235 533420
info.EMEA@bio-techne.com

General Contact Information

www.novusbio.com
Technical Support: nb-technical@bio-techne.com
Orders: nb-customerservice@bio-techne.com
General: novus@novusbio.com

Products Related to NBP2-80917

NBP2-33376H	Blue Marker Antibody (6F4-F6) [HRP]
HAF005	Goat anti-Rat IgG Secondary Antibody [HRP]
NB7115	Goat anti-Rat IgG (H+L) Secondary Antibody [HRP]
NBP1-43321-0.5mg	Rat IgG2a Kappa Light Chain Isotype Control (R2a)

Limitations

This product is for research use only and is not approved for use in humans or in clinical diagnosis. Primary Antibodies are guaranteed for 1 year from date of receipt.

For more information on our 100% guarantee, please visit www.novusbio.com/guarantee

Earn gift cards/discounts by submitting a review: www.novusbio.com/reviews/submit/NBP2-80917

Earn gift cards/discounts by submitting a publication using this product:
www.novusbio.com/publications

