

Product Datasheet

Perilipin-2/ADFP Antibody (2C5A3) - Azide and BSA Free NBP2-80907

Unit Size: 0.1 ml

Store at 4C short term. Aliquot and store at -20C long term. Avoid freeze-thaw cycles.

www.novusbio.com



technical@novusbio.com

Protocols, Publications, Related Products, Reviews, Research Tools and Images at:
www.novusbio.com/NBP2-80907

Updated 9/9/2025 v.20.1

Earn rewards for product
reviews and publications.

Submit a publication at www.novusbio.com/publications

Submit a review at www.novusbio.com/reviews/destination/NBP2-80907



NBP2-80907

Perilipin-2/ADFP Antibody (2C5A3) - Azide and BSA Free

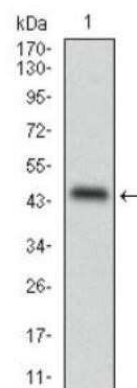
Product Information	
Unit Size	0.1 ml
Concentration	1 mg/ml
Storage	Store at 4C short term. Aliquot and store at -20C long term. Avoid freeze-thaw cycles.
Clonality	Monoclonal
Clone	2C5A3
Preservative	No Preservative
Isotype	IgG1
Purity	Ammonium sulfate precipitation
Buffer	PBS

Product Description	
Description	Novus Biologicals Mouse Perilipin-2/ADFP Antibody (2C5A3) - Azide and BSA Free (NBP2-23486) is a monoclonal antibody validated for use in IHC, WB, ELISA and ICC/IF. All Novus Biologicals antibodies are covered by our 100% guarantee.
Host	Mouse
Gene ID	123
Gene Symbol	PLIN2
Species	Human
Immunogen	Partial recombinant human ADFP (between residues 200-437) expressed in E. coli [UniProt Q99541]

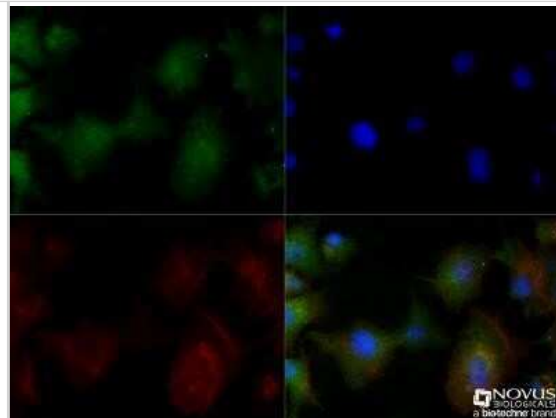
Product Application Details	
Applications	Western Blot, Immunohistochemistry-Paraffin, ELISA, Immunocytochemistry/Immunofluorescence, Immunohistochemistry
Recommended Dilutions	Western Blot 1:500 - 1:2000, ELISA 1:10000, Immunohistochemistry 1:200 - 1:1000, Immunocytochemistry/ Immunofluorescence 1:10 - 1:100, Immunohistochemistry-Paraffin 1:200 - 1:1000

Images

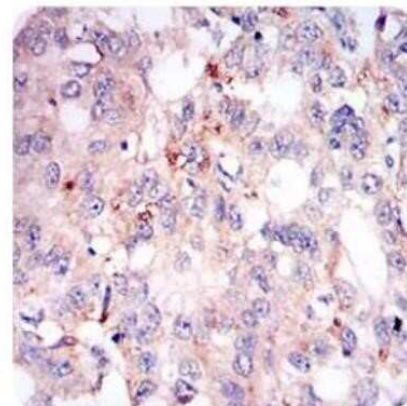
Western Blot: Perilipin-2/ADFP Antibody (2C5A3) - Azide and BSA Free [NBP2-80907] - Analysis of ADFP in human ADFP recombinant protein. (Expected MW is 42.6 kDa) Image from the standard format of this antibody.



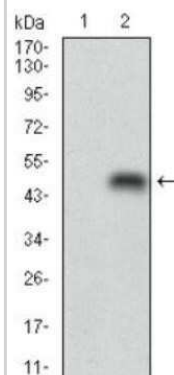
Immunocytochemistry/Immunofluorescence: Perilipin-2/ADFP Antibody (2C5A3) - Azide and BSA Free [NBP2-80907] - HepG2 cells were fixed for 10 minutes using 10% formalin and then permeabilized for 5 minutes using 1X TBS + 0.5% Triton X-100. The cells were incubated with anti-ADFP/Perilipin-2 (2C5A3) NBP2-23486 at a 1:50 dilution overnight at 4C and detected with an anti-mouse Dylight 488 (Green) at a 1:500 dilution. Actin was counterstained using Phalloidin at a 1:200 dilution. Nuclei were counterstained with DAPI (Blue). Cells were imaged using a 40X objective. Image from the standard format of this antibody.



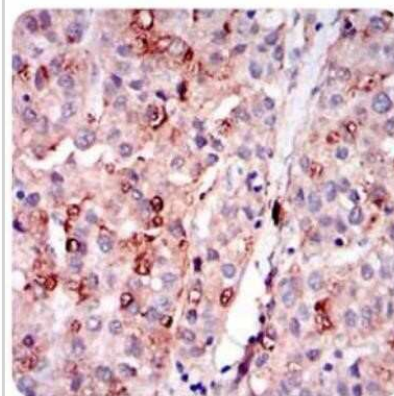
Immunohistochemistry: Perilipin-2/ADFP Antibody (2C5A3) - Azide and BSA Free [NBP2-80907] - Analysis of ADFP in paraffin-embedded human esophageal cancer tissues with DAB staining. Image from the standard format of this antibody.



Western Blot: Perilipin-2/ADFP Antibody (2C5A3) - Azide and BSA Free [NBP2-80907] - Analysis of ADFP in (1) HEK293 and (2) PLIN2 hlgGfc transfected HEK293 cell lysate. Image from the standard format of this antibody.



Immunohistochemistry-Paraffin: Perilipin-2/ADFP Antibody (2C5A3) - Azide and BSA Free [NBP2-80907] - Analysis of ADFP in paraffin-embedded human liver cancer tissues with DAB staining. Image from the standard format of this antibody.





Novus Biologicals USA

10730 E. Briarwood Avenue
Centennial, CO 80112
USA
Phone: 303.730.1950
Toll Free: 1.888.506.6887
Fax: 303.730.1966
nb-customerservice@bio-techne.com

Bio-Techne Canada

21 Canmotor Ave
Toronto, ON M8Z 4E6
Canada
Phone: 905.827.6400
Toll Free: 855.668.8722
Fax: 905.827.6402
canada.inquires@bio-techne.com

Bio-Techne Ltd

19 Barton Lane
Abingdon Science Park
Abingdon, OX14 3NB, United Kingdom
Phone: (44) (0) 1235 529449
Free Phone: 0800 37 34 15
Fax: (44) (0) 1235 533420
info.EMEA@bio-techne.com

General Contact Information

www.novusbio.com
Technical Support: nb-technical@bio-techne.com
Orders: nb-customerservice@bio-techne.com
General: novus@novusbio.com

Products Related to NBP2-80907

NBP2-33376H	Blue Marker Antibody (6F4-F6) [HRP]
HAF007	Goat anti-Mouse IgG Secondary Antibody [HRP]
NB7539	Goat anti-Mouse IgG (H+L) Secondary Antibody [HRP]
NBP1-97005-0.5mg	Mouse IgG1 Isotype Control (MG1)

Limitations

This product is for research use only and is not approved for use in humans or in clinical diagnosis. Primary Antibodies are guaranteed for 1 year from date of receipt.

For more information on our 100% guarantee, please visit www.novusbio.com/guarantee

Earn gift cards/discounts by submitting a review: www.novusbio.com/reviews/submit/NBP2-80907

Earn gift cards/discounts by submitting a publication using this product:
www.novusbio.com/publications

