

Product Datasheet

OPA1 Antibody (1284B) - Azide and BSA Free NBP2-80894

Unit Size: 0.1 mg

Store at 4C short term. Aliquot and store at -20C long term. Avoid freeze-thaw cycles.

www.novusbio.com



technical@novusbio.com

Protocols, Publications, Related Products, Reviews, Research Tools and Images at:
www.novusbio.com/NBP2-80894

Updated 2/24/2026 v.20.1

Earn rewards for product
reviews and publications.

Submit a publication at www.novusbio.com/publications

Submit a review at www.novusbio.com/reviews/destination/NBP2-80894



NBP2-80894

OPA1 Antibody (1284B) - Azide and BSA Free

Product Information	
Unit Size	0.1 mg
Concentration	1 mg/ml
Storage	Store at 4C short term. Aliquot and store at -20C long term. Avoid freeze-thaw cycles.
Clonality	Monoclonal
Clone	1284B
Preservative	No Preservative
Isotype	IgG
Purity	Protein A or G purified
Buffer	PBS

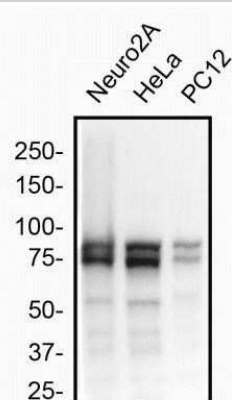
Product Description	
Description	Novus Biologicals Rabbit OPA1 Antibody (1284B) - Azide and BSA Free (NBP2-59770) is a recombinant monoclonal antibody validated for use in IHC, WB and ICC/IF. All Novus Biologicals antibodies are covered by our 100% guarantee.
Host	Rabbit
Gene ID	4976
Gene Symbol	OPA1
Species	Human, Mouse, Rat
Immunogen	A synthetic peptide made to an internal region within residues 500-600 of human OPA1. [Swiss-Prot# O60313]

Product Application Details	
Applications	Western Blot, Immunohistochemistry-Paraffin, Immunocytochemistry/Immunofluorescence, Immunohistochemistry
Recommended Dilutions	Western Blot 2 ug/ml, Immunohistochemistry 1:1000, Immunocytochemistry/Immunofluorescence 5 ug/ml, Immunohistochemistry-Paraffin 1:1000

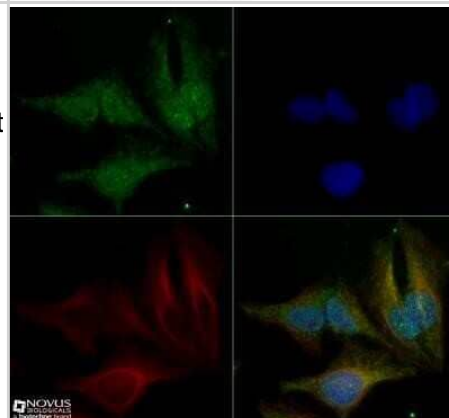


Images

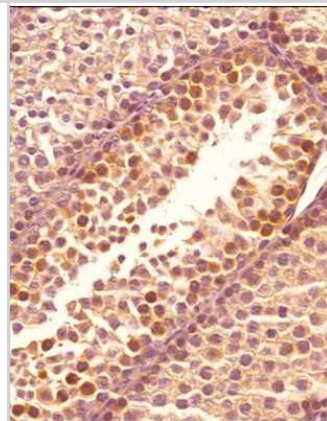
Western Blot: OPA1 Antibody (1284B) - Azide and BSA Free [NBP2-80894] - Total protein from Mouse Neuro2A cells, Human HeLa cells and Rat PC12 cells was separated on a 7.5% gel by SDS-PAGE, transferred to PVDF membrane and blocked in 5% non-fat milk in TBST. The membrane was probed with 1.0 ug/ml anti-OPA1 in blocking buffer, and detected with an anti-mouse HRP secondary antibody using chemiluminescence. Image from the standard format of this antibody.



Immunocytochemistry/Immunofluorescence: OPA1 Antibody (1284B) - Azide and BSA Free [NBP2-80894] - HeLa cells were fixed for 10 minutes using 10% formalin and then permeabilized for 5 minutes using 1X TBS + 0.5% Triton X-100. The cells were incubated with anti-OPA1 at 5 ug/ml overnight at 4C and detected with an anti-rabbit DyLight 488 (Green) at a 1:500 dilution. Alpha tubulin (DM1A) NB100-690 was used as a co-stain at a 1:1000 dilution and detected with an anti-mouse DyLight 550 (Red) at a 1:500 dilution. Nuclei were counterstained with DAPI (Blue). Cells were imaged using a 40X objective. Image from the standard format of this antibody.



Immunohistochemistry-Paraffin: OPA1 Antibody (1284B) - Azide and BSA Free [NBP2-80894] - IHC analysis of a formalin fixed paraffin embedded (FFPE) tissue section of mouse testes using OPA1 antibody at 1:1000 dilution. The primary antibody bound to OPA1 antigens in the tissue section was detected using an HRP labeled secondary antibody and DAB





Novus Biologicals USA

10730 E. Briarwood Avenue
Centennial, CO 80112
USA
Phone: 303.730.1950
Toll Free: 1.888.506.6887
Fax: 303.730.1966
nb-customerservice@bio-techne.com

Bio-Techne Canada

21 Canmotor Ave
Toronto, ON M8Z 4E6
Canada
Phone: 905.827.6400
Toll Free: 855.668.8722
Fax: 905.827.6402
canada.inquires@bio-techne.com

Bio-Techne Ltd

19 Barton Lane
Abingdon Science Park
Abingdon, OX14 3NB, United Kingdom
Phone: (44) (0) 1235 529449
Free Phone: 0800 37 34 15
Fax: (44) (0) 1235 533420
info.EMEA@bio-techne.com

General Contact Information

www.novusbio.com
Technical Support: nb-technical@bio-techne.com
Orders: nb-customerservice@bio-techne.com
General: novus@novusbio.com

Products Related to NBP2-80894

NBP2-33376H	Blue Marker Antibody (6F4-F6) [HRP]
HAF008	Goat anti-Rabbit IgG Secondary Antibody [HRP]
NB7160	Goat anti-Rabbit IgG (H+L) Secondary Antibody [HRP]
NBP2-24891	Rabbit IgG Isotype Control

Limitations

This product is for research use only and is not approved for use in humans or in clinical diagnosis. Primary Antibodies are guaranteed for 1 year from date of receipt.

For more information on our 100% guarantee, please visit www.novusbio.com/guarantee

Earn gift cards/discounts by submitting a review: www.novusbio.com/reviews/submit/NBP2-80894

Earn gift cards/discounts by submitting a publication using this product:
www.novusbio.com/publications

