

# Product Datasheet

## NKX3.1 Antibody (0361) - Azide and BSA Free NBP2-80880

Unit Size: 0.1 ml

Store at 4C short term. Aliquot and store at -20C long term. Avoid freeze-thaw cycles.

[www.novusbio.com](http://www.novusbio.com)



[technical@novusbio.com](mailto:technical@novusbio.com)

Protocols, Publications, Related Products, Reviews, Research Tools and Images at:  
[www.novusbio.com/NBP2-80880](http://www.novusbio.com/NBP2-80880)

Updated 9/9/2025 v.20.1

Earn rewards for product  
reviews and publications.

Submit a publication at [www.novusbio.com/publications](http://www.novusbio.com/publications)

Submit a review at [www.novusbio.com/reviews/destination/NBP2-80880](http://www.novusbio.com/reviews/destination/NBP2-80880)



**NBP2-80880**

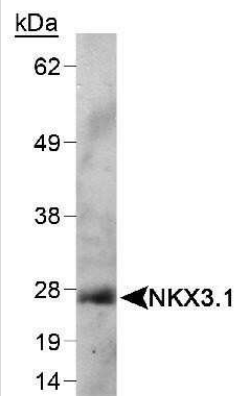
NKX3.1 Antibody (0361) - Azide and BSA Free

Product Information	
Unit Size	0.1 ml
Concentration	2.3 mg/ml
Storage	Store at 4C short term. Aliquot and store at -20C long term. Avoid freeze-thaw cycles.
Clonality	Monoclonal
Clone	0361
Preservative	No Preservative
Isotype	IgG1
Purity	Protein G purified
Buffer	PBS
Product Description	
Description	Novus Biologicals Mouse NKX3.1 Antibody (0361) - Azide and BSA Free (NB100-1828) is a monoclonal antibody validated for use in IHC, WB and IP. All Novus Biologicals antibodies are covered by our 100% guarantee.
Host	Mouse
Gene ID	4824
Gene Symbol	NKX3-1
Species	Human, Mouse, Rat
Reactivity Notes	Human reactivity reported in scientific literature (PMID: 22465996).
Immunogen	Full-length human Nkx3.1 produced in bacteria as a hexahistidine-tagged protein. [UniProt# Q99801]
Product Application Details	
Applications	Western Blot, Immunohistochemistry-Paraffin, Immunohistochemistry, Immunohistochemistry-Frozen, Immunoprecipitation, Knockdown Validated
Recommended Dilutions	Western Blot 2 ug/ml, Immunohistochemistry 1:100, Immunoprecipitation 1:10-1:500, Immunohistochemistry-Paraffin 1:100, Immunohistochemistry-Frozen 1:100, Knockdown Validated
Application Notes	This Nkx3.1 antibody is useful for Immunohistochemistry frozen and paraffin embedded sections, Immunoprecipitation and Western Blot.

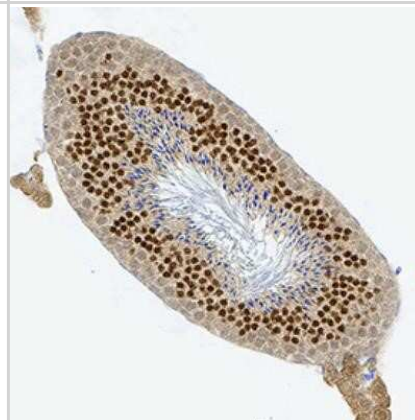


## Images

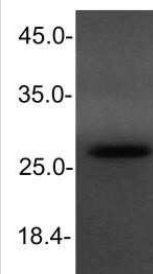
Western Blot: NKX3.1 Antibody (0361) - Azide and BSA Free [NBP2-80880] - Detection of NKX3.1 in mouse testis lysate using NB 100-1828. ECL detection 1 minute. Image from the standard format of this antibody.



Immunohistochemistry-Paraffin: NKX3.1 Antibody (0361) - Azide and BSA Free [NBP2-80880] - NKX3.1 was detected in immersion fixed paraffin-embedded sections of mouse testis using Mouse Anti-Mouse NKX3.1 (0361) Monoclonal Antibody (Catalog # NB100-1828) at 1:300 for 1 hour at room temperature followed by incubation with the Anti-Mouse IgG VisUCy



Western Blot: NKX3.1 Antibody (0361) - Azide and BSA Free [NBP2-80880] - analysis of NKX3.1 in HeLa cell lysate using anti-NKX3.1 antibody. Image from verified customer review. Image from the standard format of this antibody.





### **Novus Biologicals USA**

10730 E. Briarwood Avenue  
Centennial, CO 80112  
USA  
Phone: 303.730.1950  
Toll Free: 1.888.506.6887  
Fax: 303.730.1966  
nb-customerservice@bio-techne.com

### **Bio-Techne Canada**

21 Canmotor Ave  
Toronto, ON M8Z 4E6  
Canada  
Phone: 905.827.6400  
Toll Free: 855.668.8722  
Fax: 905.827.6402  
canada.inquires@bio-techne.com

### **Bio-Techne Ltd**

19 Barton Lane  
Abingdon Science Park  
Abingdon, OX14 3NB, United Kingdom  
Phone: (44) (0) 1235 529449  
Free Phone: 0800 37 34 15  
Fax: (44) (0) 1235 533420  
info.EMEA@bio-techne.com

### **General Contact Information**

www.novusbio.com  
Technical Support: nb-technical@bio-techne.com  
Orders: nb-customerservice@bio-techne.com  
General: novus@novusbio.com

### **Products Related to NBP2-80880**

---

NBP2-33376H	Blue Marker Antibody (6F4-F6) [HRP]
HAF007	Goat anti-Mouse IgG Secondary Antibody [HRP]
NB7539	Goat anti-Mouse IgG (H+L) Secondary Antibody [HRP]
NBP1-97005-0.5mg	Mouse IgG1 Isotype Control (MG1)

---

### **Limitations**

This product is for research use only and is not approved for use in humans or in clinical diagnosis. Primary Antibodies are guaranteed for 1 year from date of receipt.

For more information on our 100% guarantee, please visit [www.novusbio.com/guarantee](http://www.novusbio.com/guarantee)

Earn gift cards/discounts by submitting a review: [www.novusbio.com/reviews/submit/NBP2-80880](http://www.novusbio.com/reviews/submit/NBP2-80880)

Earn gift cards/discounts by submitting a publication using this product:  
[www.novusbio.com/publications](http://www.novusbio.com/publications)

