

Product Datasheet

MRP1 Antibody (IU2H10) - Azide and BSA Free NBP2-80857

Unit Size: 0.1 ml

Aliquot and store at -20C or -80C. Avoid freeze-thaw cycles.

www.novusbio.com



technical@novusbio.com

Protocols, Publications, Related Products, Reviews, Research Tools and Images at:
www.novusbio.com/NBP2-80857

Updated 9/9/2025 v.20.1

Earn rewards for product
reviews and publications.

Submit a publication at www.novusbio.com/publications

Submit a review at www.novusbio.com/reviews/destination/NBP2-80857



NBP2-80857

MRP1 Antibody (IU2H10) - Azide and BSA Free

Product Information	
Unit Size	0.1 ml
Concentration	1 mg/ml
Storage	Aliquot and store at -20C or -80C. Avoid freeze-thaw cycles.
Clonality	Monoclonal
Clone	IU2H10
Preservative	No Preservative
Isotype	IgG1
Purity	Protein G purified
Buffer	PBS


Product Description	
Description	Novus Biologicals Mouse MRP1 Antibody (IU2H10) - Azide and BSA Free (NB400-156) is a monoclonal antibody validated for use in WB, ELISA, Flow, Dual RNAscope ISH-IHC, ICC/IF and IP. All Novus Biologicals antibodies are covered by our 100% guarantee.
Host	Mouse
Gene ID	4363
Gene Symbol	ABCC1
Species	Human, Mouse, Rat
Immunogen	Recombinant peptide (a.a. 1-33) of human MRP1. [UniProt# P33527].

Product Application Details	
Applications	Western Blot, ELISA, Flow Cytometry, Immunocytochemistry/ Immunofluorescence, Immunoprecipitation, CyTOF-ready, Dual RNAscope ISH-IHC
Recommended Dilutions	Western Blot 1:500, Flow Cytometry reported in scientific literature, ELISA reported in scientific literature, Immunocytochemistry/ Immunofluorescence 1:50-1:200, Immunoprecipitation reported in scientific literature, CyTOF-ready, Dual RNAscope ISH-IHC
Application Notes	In Western blot a band was observed at ~170-190 kDa in transfected samples. There may be a lower MW band that is a degradation product. This antibody is CyTOF ready.

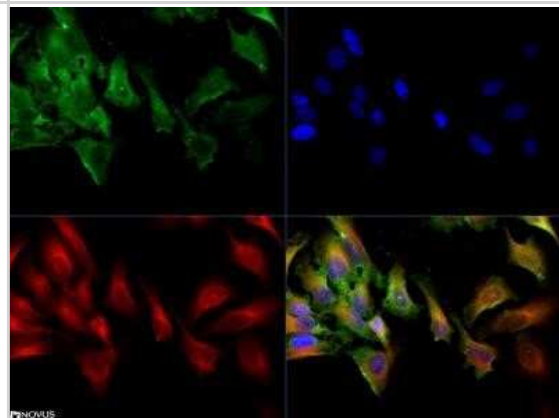


Images

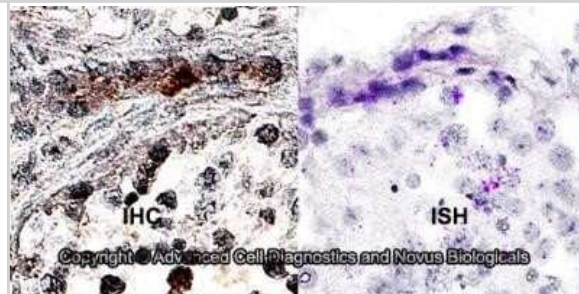
Western Blot: MRP1 Antibody (IU2H10) - Azide and BSA Free [NBP2-80857] - Vector-transfected HEK293 cells 2: MRP1-transfected cells, prep1 3: MRP1-transfected cells, prep2 (the lower band is a degradation product.) Image from the standard format of this antibody.



Immunocytochemistry/Immunofluorescence: MRP1 Antibody (IU2H10) - Azide and BSA Free [NBP2-80857] - The MRP-1 antibody was tested in HeLa cells at a 1:50 dilution against Dylight 488 (Green). Alpha tubulin and nuclei were counterstained against Dylight 550 (Red) and DAPI (Blue), respectively. Image from the standard format of this antibody.



Dual RNAscope ISH-IHC: MRP1 Antibody (IU2H10) - Azide and BSA Free [NBP2-80857] - Formalin-fixed paraffin-embedded tissue sections of human testis were probed for MRP1 mRNA (ACD RNAScope Probe, catalog # 435591; Fast Red chromogen, ACD catalog # 322360). Adjacent tissue section was processed for immunohistochemistry using mouse monoclonal (Novus Biologicals catalog # NB400-156) at 7ug/mL with overnight incubation at 4 degrees Celsius followed by incubation with anti-mouse IgG VisUCyte HRP Polymer Antibody (Catalog # VC001) and DAB chromogen (yellow-brown). Tissue was counterstained with hematoxylin (blue). Specific staining was localized to Leydig cells and seminiferous tubule cells. Image from the standard format of this antibody.





Novus Biologicals USA

10730 E. Briarwood Avenue
Centennial, CO 80112
USA
Phone: 303.730.1950
Toll Free: 1.888.506.6887
Fax: 303.730.1966
nb-customerservice@bio-techne.com

Bio-Techne Canada

21 Canmotor Ave
Toronto, ON M8Z 4E6
Canada
Phone: 905.827.6400
Toll Free: 855.668.8722
Fax: 905.827.6402
canada.inquires@bio-techne.com

Bio-Techne Ltd

19 Barton Lane
Abingdon Science Park
Abingdon, OX14 3NB, United Kingdom
Phone: (44) (0) 1235 529449
Free Phone: 0800 37 34 15
Fax: (44) (0) 1235 533420
info.EMEA@bio-techne.com

General Contact Information

www.novusbio.com
Technical Support: nb-technical@bio-techne.com
Orders: nb-customerservice@bio-techne.com
General: novus@novusbio.com

Products Related to NBP2-80857

NBP2-33376H	Blue Marker Antibody (6F4-F6) [HRP]
HAF007	Goat anti-Mouse IgG Secondary Antibody [HRP]
NB7539	Goat anti-Mouse IgG (H+L) Secondary Antibody [HRP]
NBP1-97005-0.5mg	Mouse IgG1 Isotype Control (MG1)

Limitations

This product is for research use only and is not approved for use in humans or in clinical diagnosis. Primary Antibodies are guaranteed for 1 year from date of receipt.

For more information on our 100% guarantee, please visit www.novusbio.com/guarantee

Earn gift cards/discounts by submitting a review: www.novusbio.com/reviews/submit/NBP2-80857

Earn gift cards/discounts by submitting a publication using this product:
www.novusbio.com/publications

