

Product Datasheet

Integrin alpha 6/CD49f Antibody (GoH3) - Azide and BSA Free NBP2-80815

Unit Size: 0.1 mg

Store at 4C. Do not freeze.

www.novusbio.com



technical@novusbio.com

Protocols, Publications, Related Products, Reviews, Research Tools and Images at:
www.novusbio.com/NBP2-80815

Updated 9/9/2025 v.20.1

Earn rewards for product reviews and publications.

Submit a publication at www.novusbio.com/publications

Submit a review at www.novusbio.com/reviews/destination/NBP2-80815



NBP2-80815

Integrin alpha 6/CD49f Antibody (GoH3) - Azide and BSA Free

Product Information	
Unit Size	0.1 mg
Concentration	1 mg/ml
Storage	Store at 4C. Do not freeze.
Clonality	Monoclonal
Clone	GoH3
Preservative	No Preservative
Isotype	IgG2a Kappa
Purity	Protein A or G purified
Buffer	PBS

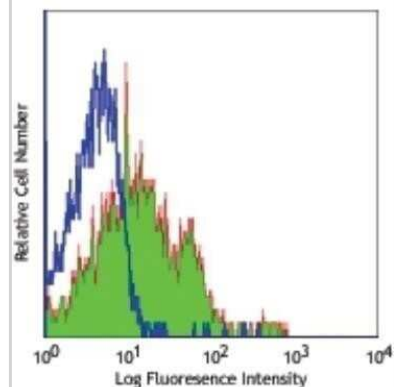
Product Description	
Description	Novus Biologicals Rat Integrin alpha 6/CD49f Antibody (GoH3) - Azide and BSA Free (NBP1-43400) is a monoclonal antibody validated for use in IHC, Flow and IP. All Novus Biologicals antibodies are covered by our 100% guarantee.
Host	Rat
Gene ID	3655
Gene Symbol	ITGA6
Species	Human, Mouse, Bovine
Reactivity Notes	Bovine reactivity reported in scientific literature (PMID: 26254531)
Immunogen	The immunogen for this antibody was CD49f.

Product Application Details	
Applications	Flow Cytometry, Immunohistochemistry, Immunohistochemistry-Frozen, Immunoprecipitation, CyTOF-ready
Recommended Dilutions	Flow Cytometry 1:10-1:1000, Immunohistochemistry 1:10-1:500, Immunoprecipitation 1:10-1:500, Immunohistochemistry-Frozen 1:10-1:500, CyTOF-ready
Application Notes	This GoH3 (GoH3) antibody has been tested by flow cytometric analysis of normal human peripheral blood cells. This can be used at less than or equal to 0.5 ug per test. Cell number should be determined empirically but can range from 10 ⁵ to 10 ⁸ cells/test.

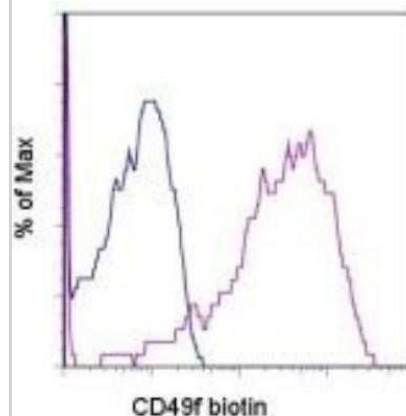


Images

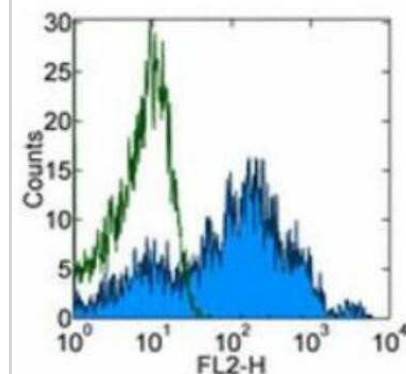
Flow Cytometry: Integrin alpha 6/CD49f Antibody (GoH3) - Azide and BSA Free [NBP2-80815] - Analysis using the FITC conjugate of NBP1-43400. Staining of Human peripheral blood lymphocytes with GoH3 FITC.



Flow Cytometry: Integrin alpha 6/CD49f Antibody (GoH3) - Azide and BSA Free [NBP2-80815] - Analysis using the Biotin conjugate of NBP1-43400. Staining of normal human peripheral blood cells with 0.25 ug of Rat IgG2a k Isotype Control Biotin (black) or 0.125 ug of Anti-Human/Mouse CD49f Integrin a6 Biotin (purple) followed by Streptavidin PE. Cells in the lymphocyte gate were used for analysis.



Flow Cytometry: Integrin alpha 6/CD49f Antibody (GoH3) - Azide and BSA Free [NBP2-80815] - Staining of normal human peripheral blood cells with 0.25 ug of Rat IgG2a Isotype Control Purified (NBP1-43400) (open histogram) or 0.25 ug of Anti-Human/Mouse CD49f (Integrin alpha 6) Purified (filled histogram) followed by Anti-Rat IgG PE. Cells in the lymphocyte gate were used for analysis. Image from the standard format of this antibody.





Novus Biologicals USA

10730 E. Briarwood Avenue
Centennial, CO 80112
USA
Phone: 303.730.1950
Toll Free: 1.888.506.6887
Fax: 303.730.1966
nb-customerservice@bio-techne.com

Bio-Techne Canada

21 Canmotor Ave
Toronto, ON M8Z 4E6
Canada
Phone: 905.827.6400
Toll Free: 855.668.8722
Fax: 905.827.6402
canada.inquires@bio-techne.com

Bio-Techne Ltd

19 Barton Lane
Abingdon Science Park
Abingdon, OX14 3NB, United Kingdom
Phone: (44) (0) 1235 529449
Free Phone: 0800 37 34 15
Fax: (44) (0) 1235 533420
info.EMEA@bio-techne.com

General Contact Information

www.novusbio.com
Technical Support: nb-technical@bio-techne.com
Orders: nb-customerservice@bio-techne.com
General: novus@novusbio.com

Products Related to NBP2-80815

HAF005	Goat anti-Rat IgG Secondary Antibody [HRP]
NB7115	Goat anti-Rat IgG (H+L) Secondary Antibody [HRP]
NBP1-43321-0.5mg	Rat IgG2a Kappa Light Chain Isotype Control (R2a)
H00003655-Q01-10ug	Recombinant Human Integrin alpha 6/CD49f GST (N-Term) Protein

Limitations

This product is for research use only and is not approved for use in humans or in clinical diagnosis. Primary Antibodies are guaranteed for 1 year from date of receipt.

For more information on our 100% guarantee, please visit www.novusbio.com/guarantee

Earn gift cards/discounts by submitting a review: www.novusbio.com/reviews/submit/NBP2-80815

Earn gift cards/discounts by submitting a publication using this product:
www.novusbio.com/publications

