

Product Datasheet

IL-17F Antibody (4H1629.1) - Azide and BSA Free NBP2-80796

Unit Size: 0.1 mg

Store at 4C short term. Aliquot and store at -20C long term. Avoid freeze-thaw cycles.

www.novusbio.com



technical@novusbio.com

Protocols, Publications, Related Products, Reviews, Research Tools and Images at:
www.novusbio.com/NBP2-80796

Updated 9/9/2025 v.20.1

Earn rewards for product
reviews and publications.

Submit a publication at www.novusbio.com/publications

Submit a review at www.novusbio.com/reviews/destination/NBP2-80796



NBP2-80796

IL-17F Antibody (4H1629.1) - Azide and BSA Free


| Product Information | |
|---------------------|--|
| Unit Size | 0.1 mg |
| Concentration | 1 mg/ml |
| Storage | Store at 4C short term. Aliquot and store at -20C long term. Avoid freeze-thaw cycles. |
| Clonality | Monoclonal |
| Clone | 4H1629.1 |
| Preservative | No Preservative |
| Isotype | IgG1 Kappa |
| Purity | Protein G purified |
| Buffer | PBS |

| Product Description | |
|---------------------|--|
| Description | Novus Biologicals Mouse IL-17F Antibody (4H1629.1) - Azide and BSA Free (NBP2-27327) is a monoclonal antibody validated for use in IHC and WB. All Novus Biologicals antibodies are covered by our 100% guarantee. |
| Host | Mouse |
| Gene ID | 112744 |
| Gene Symbol | IL17F |
| Species | Human |
| Reactivity Notes | The human IL17F protein shows 60% sequence similarity with Rat and 57% with Mouse, and in our testing this antibody did not react with Rat or Mouse recombinant IL17F proteins. |
| Immunogen | Full-length recombinant MRkIPkVGHT FFQkPESCPP VPGGSMkLDI GIINENQRVS MSRNIESRST SPWNYTVTWD PNRYPSEVVQ AQCRNLGCIN AQGkEDISMN SVPIQQETLV VRRkHQGCSV SFQLEkVLVT VGCTCVTPVI HHVQ |

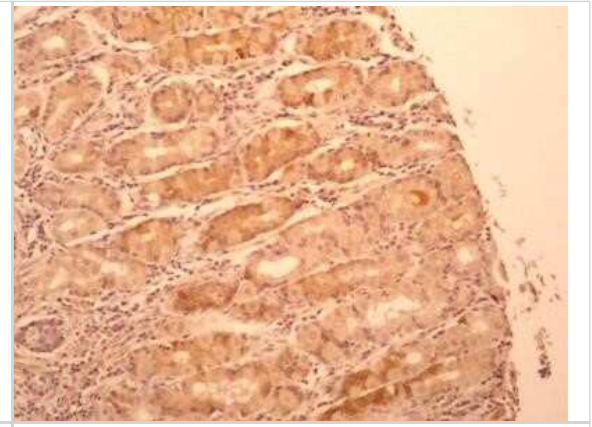
| Product Application Details | |
|-----------------------------|--|
| Applications | Western Blot, Immunohistochemistry-Paraffin, Immunohistochemistry |
| Recommended Dilutions | Western Blot 0.5-2ug/ml, Immunohistochemistry, Immunohistochemistry-Paraffin 5 ug/ml |

Images

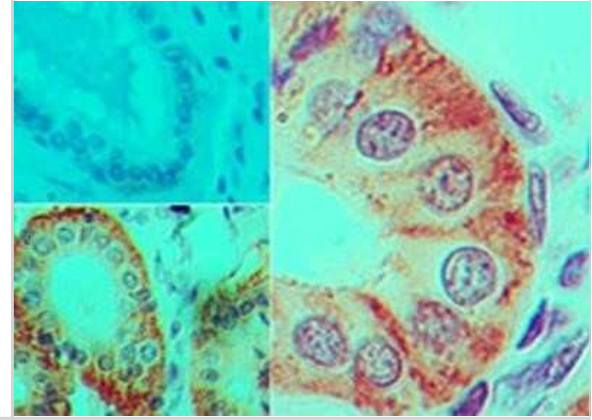
Western Blot: IL-17F Antibody (4H1629) - Azide and BSA Free [NBP2-80796] - Analysis on full-length recombinant IL-17F proteins of (1) Human, (2) Mouse and (3) Rat using IL-17F antibody (clone 4H1629) at a concentration of 0.5 ug/ml. Note: This antibody did not detect the mouse or rat -IL-17F recombinant proteins. Image from the standard format of this antibody.



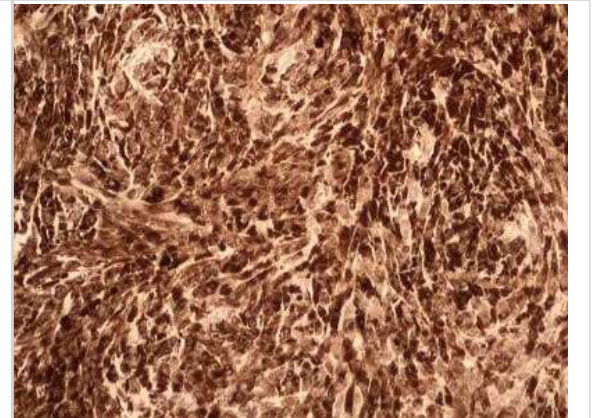
Immunohistochemistry-Paraffin: IL-17F Antibody (4H1629) - Azide and BSA Free [NBP2-80796] - Detection IL17F protein in a tissue section of human stomach cancer using IL17F antibody (clone 4H1629) at a concentration of 5 ug/ml. Diffused cytoplasmic staining was observed in the tissue section and interestingly, the expression levels in cancerous t



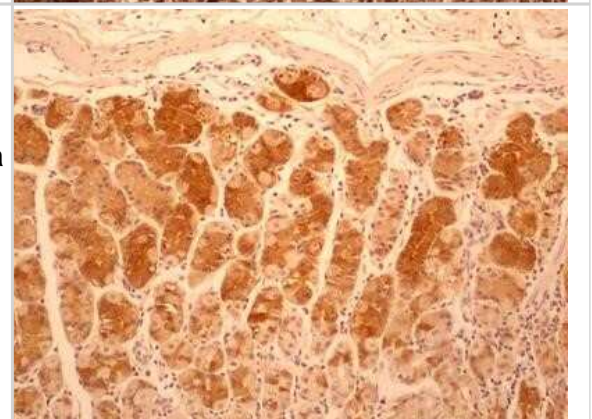
Immunohistochemistry: IL-17F Antibody (4H1629) - Azide and BSA Free [NBP2-80796] - Analysis of IL-17F in formalin-fixed paraffin-embedded human colon tissue using an isotype control (top left) and IL-17F antibody (bottom left and right) at 5 ug/ml concentration. Image from the standard format of this antibody.



Immunohistochemistry: IL-17F Antibody (4H1629) - Azide and BSA Free [NBP2-80796] - Detection IL-17F protein in a tissue section of human lymph node cancer using IL-17F antibody (clone 4H1629) at a concentration of 5 ug/ml. Image from the standard format of this antibody.



Immunohistochemistry: IL-17F Antibody (4H1629) - Azide and BSA Free [NBP2-80796] - Detection -IL-17F protein in a tissue section of normal human stomach using IL-17F antibody (clone 4H1629) at a concentration of 5 ug/ml. Cytoplasmic expression was observed all over the tissue section and the staining was found to be more intense especia





Novus Biologicals USA

10730 E. Briarwood Avenue
Centennial, CO 80112
USA
Phone: 303.730.1950
Toll Free: 1.888.506.6887
Fax: 303.730.1966
nb-customerservice@bio-techne.com

Bio-Techne Canada

21 Canmotor Ave
Toronto, ON M8Z 4E6
Canada
Phone: 905.827.6400
Toll Free: 855.668.8722
Fax: 905.827.6402
canada.inquires@bio-techne.com

Bio-Techne Ltd

19 Barton Lane
Abingdon Science Park
Abingdon, OX14 3NB, United Kingdom
Phone: (44) (0) 1235 529449
Free Phone: 0800 37 34 15
Fax: (44) (0) 1235 533420
info.EMEA@bio-techne.com

General Contact Information

www.novusbio.com
Technical Support: nb-technical@bio-techne.com
Orders: nb-customerservice@bio-techne.com
General: novus@novusbio.com

Products Related to NBP2-80796

| | |
|------------------|--|
| NBP2-33376H | Blue Marker Antibody (6F4-F6) [HRP] |
| HAF007 | Goat anti-Mouse IgG Secondary Antibody [HRP] |
| NB7539 | Goat anti-Mouse IgG (H+L) Secondary Antibody [HRP] |
| NBP1-43319-0.5mg | Mouse IgG1 Kappa Isotype Control (P3.6.2.8.1) |

Limitations

This product is for research use only and is not approved for use in humans or in clinical diagnosis. Primary Antibodies are guaranteed for 1 year from date of receipt.

For more information on our 100% guarantee, please visit www.novusbio.com/guarantee

Earn gift cards/discounts by submitting a review: www.novusbio.com/reviews/submit/NBP2-80796

Earn gift cards/discounts by submitting a publication using this product:
www.novusbio.com/publications

