

Product Datasheet

His Tag Antibody (AD1.1.10) - Azide and BSA Free NBP2-80768

Unit Size: 0.1 ml

Store at 4C short term. Aliquot and store at -20C long term. Avoid freeze-thaw cycles.

www.novusbio.com



technical@novusbio.com

Protocols, Publications, Related Products, Reviews, Research Tools and Images at:
www.novusbio.com/NBP2-80768

Updated 2/24/2026 v.20.1

Earn rewards for product
reviews and publications.

Submit a publication at www.novusbio.com/publications

Submit a review at www.novusbio.com/reviews/destination/NBP2-80768



NBP2-80768

His Tag Antibody (AD1.1.10) - Azide and BSA Free


Product Information	
Unit Size	0.1 ml
Concentration	1 mg/ml
Storage	Store at 4C short term. Aliquot and store at -20C long term. Avoid freeze-thaw cycles.
Clonality	Monoclonal
Clone	AD1.1.10
Preservative	No Preservative
Isotype	IgG1
Purity	Protein G purified
Buffer	PBS

Product Description	
Description	Novus Biologicals Mouse His Tag Antibody (AD1.1.10) - Azide and BSA Free (NBP3-07011) is a monoclonal antibody validated for use in IHC, WB, ELISA, Flow, Simple Western and IP. All Novus Biologicals antibodies are covered by our 100% guarantee.
Host	Mouse
Species	Epitope Tag
Immunogen	This His Tag Antibody (AD1.1.10) - Non-Recombinant Monoclonal was developed against PAX6 transcription factor linked to histidine tag.

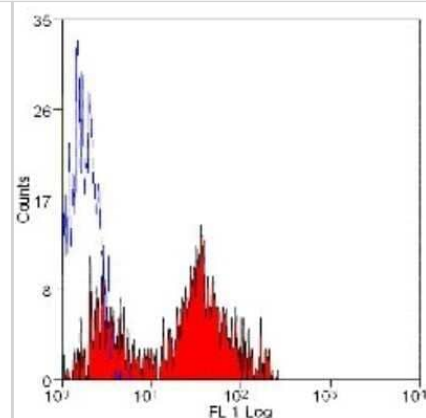
Product Application Details	
Applications	Western Blot, Simple Western, ELISA, Flow Cytometry, Immunohistochemistry, Immunohistochemistry-Frozen, In vitro assay, Immunoprecipitation, CyTOF-ready
Recommended Dilutions	Western Blot 1:1000, Simple Western 1:250, Flow Cytometry 1:10 - 1:50, ELISA 1:100 - 1:500, Immunohistochemistry 1:100 - 1:300, Immunoprecipitation 1:10 - 1:500, Immunohistochemistry-Frozen 1:100 - 1:300, In vitro assay, CyTOF-ready
Application Notes	This antibody is routinely tested in WB using Histidine-tagged recombinant proteins. In Simple Western only 10 - 15 μ L of the recommended dilution is used per data point. See Simple Western Antibody Database for Simple Western validation: antibody dilution of 1:250. Separated by Size-Wes, Sally Sue/Peggy Sue.

Images


Western Blot: His Tag Antibody (AD1.1.10) - Azide and BSA Free [NBP2-80768] - Drosophila, 20 μ g whole cell lysate Image from the standard format of this antibody.




Flow Cytometry: His Tag Antibody (AD1.1.10) - Azide and BSA Free [NBP2-80768] - Analysis using the FITC conjugate of NB100-64768. Staining of Human anti-human CD5 (HuCAL dHLX antibody with HIS tag) human peripheral blood lymphocytes, visualised with FITC conjugated Mouse anti-HIS tag antibody.



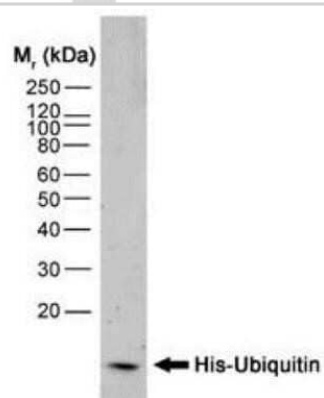
Western Blot: His Tag Antibody (AD1.1.10) - Azide and BSA Free [NBP2-80768] - Analysis of 1) 6x-His tagged FLCN protein and 2) 6x-His tagged homer protein. Image from the standard format of this antibody.



Western Blot: His Tag Antibody (AD1.1.10) - Azide and BSA Free [NBP2-80768] - Analysis using the Biotin conjugate of NB100-64768. Detection of HIS tagged protein probed with mouse anti histidine tag : Biotin and visualised with Streptavidin : HRP.



Western Blot: His Tag Antibody (AD1.1.10) - Azide and BSA Free [NBP2-80768] - Analysis using the HRP conjugate of NB100-64768. Detection of His-Ubiquitin recombinant protein probed with Mouse anti Histidine Tag.



Simple Western: His Tag Antibody (AD1.1.10) - Azide and BSA Free [NBP2-80768] - Image shows a specific band for 6-His Epitope Tag in 0.1 mg/mL of rhEDG6 CHO S Tx lysate. This experiment was performed under reducing conditions using the 12-230 kDa separation system. Image from the standard format of this antibody.





Novus Biologicals USA

10730 E. Briarwood Avenue
Centennial, CO 80112
USA
Phone: 303.730.1950
Toll Free: 1.888.506.6887
Fax: 303.730.1966
nb-customerservice@bio-techne.com

Bio-Techne Canada

21 Canmotor Ave
Toronto, ON M8Z 4E6
Canada
Phone: 905.827.6400
Toll Free: 855.668.8722
Fax: 905.827.6402
canada.inquires@bio-techne.com

Bio-Techne Ltd

19 Barton Lane
Abingdon Science Park
Abingdon, OX14 3NB, United Kingdom
Phone: (44) (0) 1235 529449
Free Phone: 0800 37 34 15
Fax: (44) (0) 1235 533420
info.EMEA@bio-techne.com

General Contact Information

www.novusbio.com
Technical Support: nb-technical@bio-techne.com
Orders: nb-customerservice@bio-techne.com
General: novus@novusbio.com

Products Related to NBP2-80768

NBP2-33376H	Blue Marker Antibody (6F4-F6) [HRP]
HAF007	Goat anti-Mouse IgG Secondary Antibody [HRP]
NB7539	Goat anti-Mouse IgG (H+L) Secondary Antibody [HRP]
NBP1-97005-0.5mg	Mouse IgG1 Isotype Control (MG1)

Limitations

This product is for research use only and is not approved for use in humans or in clinical diagnosis. Primary Antibodies are guaranteed for 1 year from date of receipt.

For more information on our 100% guarantee, please visit www.novusbio.com/guarantee

Earn gift cards/discounts by submitting a review: www.novusbio.com/reviews/submit/NBP2-80768

Earn gift cards/discounts by submitting a publication using this product:
www.novusbio.com/publications

