

Product Datasheet

Glucose 6 Phosphate Dehydrogenase Antibody (2H7) - Azide and BSA Free NBP2-80752

Unit Size: 0.1 ml

Store at 4C short term. Aliquot and store at -20C long term. Avoid freeze-thaw cycles.

www.novusbio.com



technical@novusbio.com

Protocols, Publications, Related Products, Reviews, Research Tools and Images at:
www.novusbio.com/NBP2-80752

Updated 9/9/2025 v.20.1

Earn rewards for product
reviews and publications.

Submit a publication at www.novusbio.com/publications

Submit a review at www.novusbio.com/reviews/destination/NBP2-80752



NBP2-80752**Glucose 6 Phosphate Dehydrogenase Antibody (2H7) - Azide and BSA Free**

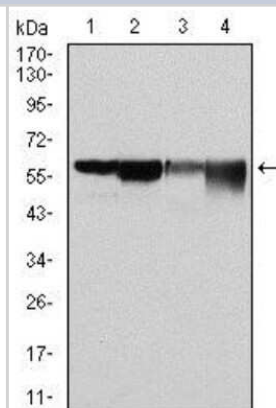
Product Information	
Unit Size	0.1 ml
Concentration	1 mg/ml
Storage	Store at 4C short term. Aliquot and store at -20C long term. Avoid freeze-thaw cycles.
Clonality	Monoclonal
Clone	2H7
Preservative	No Preservative
Isotype	IgG1
Purity	Ammonium sulfate precipitation
Buffer	PBS
Target Molecular Weight	59 kDa

Product Description	
Description	Novus Biologicals Mouse Glucose 6 Phosphate Dehydrogenase Antibody (2H7) - Azide and BSA Free (NBP2-22125) is a monoclonal antibody validated for use in IHC, WB, ELISA and Flow. All Novus Biologicals antibodies are covered by our 100% guarantee.
Host	Mouse
Gene ID	2539
Gene Symbol	G6PD
Species	Human
Immunogen	Purified recombinant fragment of human Glucose 6 Phosphate Dehydrogenase expressed in E. coli. [Uniprot: P11413]

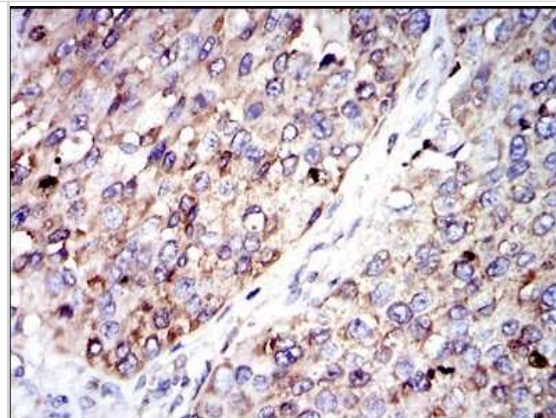
Product Application Details	
Applications	Western Blot, Immunohistochemistry-Paraffin, ELISA, Flow Cytometry, Immunohistochemistry, CyTOF-ready
Recommended Dilutions	Western Blot 1:500-1:1000, Flow Cytometry 1:200-1:400, ELISA 1:10000, Immunohistochemistry, Immunohistochemistry-Paraffin 1:200-1:1000, CyTOF-ready

Images

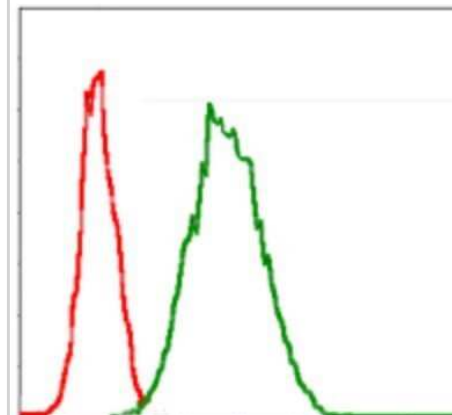
Western Blot: Glucose 6 Phosphate Dehydrogenase Antibody (2H7) - Azide and BSA Free [NBP2-80752] - Analysis using Glucose 6 Phosphate Dehydrogenase mouse mAb against Hela (1), MCF-7 (2), Jurkat (3) and K562 (4) cell lysates. Image from the standard format of this antibody.



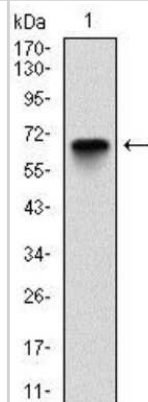
Immunohistochemistry-Paraffin: Glucose 6 Phosphate Dehydrogenase Antibody (2H7) - Azide and BSA Free [NBP2-80752] - Analysis of paraffin-embedded kidney cancer tissues using Glucose 6 Phosphate Dehydrogenase mouse mAb with DAB staining. Image from the standard format of this antibody.



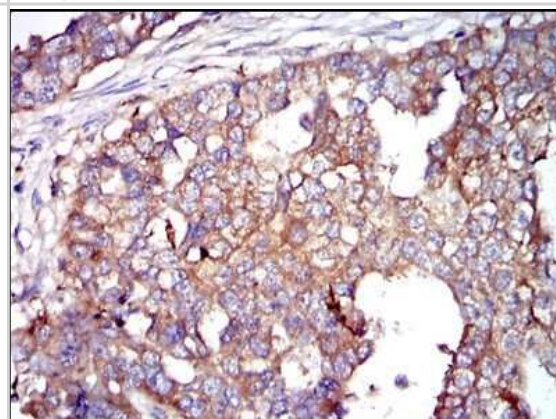
Flow Cytometry: Glucose 6 Phosphate Dehydrogenase Antibody (2H7) - Azide and BSA Free [NBP2-80752] - Analysis of Jurkat cells using Glucose 6 Phosphate Dehydrogenase mouse mAb (green) and negative control (red). Image from the standard format of this antibody.



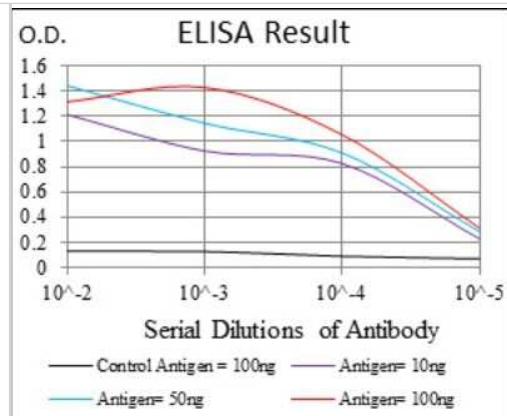
Western Blot: Glucose 6 Phosphate Dehydrogenase Antibody (2H7) - Azide and BSA Free [NBP2-80752] - Analysis using Glucose 6 Phosphate Dehydrogenase mAb against human Glucose 6 Phosphate Dehydrogenase (AA: 275-515) recombinant protein. (Expected MW is 53.1 kDa) Image from the standard format of this antibody.



Immunohistochemistry-Paraffin: Glucose 6 Phosphate Dehydrogenase Antibody (2H7) - Azide and BSA Free [NBP2-80752] - Analysis of paraffin-embedded breast cancer tissues using Glucose 6 Phosphate Dehydrogenase mouse mAb with DAB staining. Image from the standard format of this antibody.



ELISA: Glucose 6 Phosphate Dehydrogenase Antibody (2H7) - Azide and BSA Free [NBP2-80752] - Red: Control Antigen (100ng), Purple: Antigen (10ng), Green: Antigen (50ng), Blue: Antigen (100ng). Image from the standard format of this antibody.





Novus Biologicals USA

10730 E. Briarwood Avenue
Centennial, CO 80112
USA
Phone: 303.730.1950
Toll Free: 1.888.506.6887
Fax: 303.730.1966
nb-customerservice@bio-techne.com

Bio-Techne Canada

21 Canmotor Ave
Toronto, ON M8Z 4E6
Canada
Phone: 905.827.6400
Toll Free: 855.668.8722
Fax: 905.827.6402
canada.inquires@bio-techne.com

Bio-Techne Ltd

19 Barton Lane
Abingdon Science Park
Abingdon, OX14 3NB, United Kingdom
Phone: (44) (0) 1235 529449
Free Phone: 0800 37 34 15
Fax: (44) (0) 1235 533420
info.EMEA@bio-techne.com

General Contact Information

www.novusbio.com
Technical Support: nb-technical@bio-techne.com
Orders: nb-customerservice@bio-techne.com
General: novus@novusbio.com

Products Related to NBP2-80752

NBP2-33376H	Blue Marker Antibody (6F4-F6) [HRP]
HAF007	Goat anti-Mouse IgG Secondary Antibody [HRP]
NB7539	Goat anti-Mouse IgG (H+L) Secondary Antibody [HRP]
NBP1-97005-0.5mg	Mouse IgG1 Isotype Control (MG1)

Limitations

This product is for research use only and is not approved for use in humans or in clinical diagnosis. Primary Antibodies are guaranteed for 1 year from date of receipt.

For more information on our 100% guarantee, please visit www.novusbio.com/guarantee

Earn gift cards/discounts by submitting a review: www.novusbio.com/reviews/submit/NBP2-80752

Earn gift cards/discounts by submitting a publication using this product:
www.novusbio.com/publications

