

Product Datasheet

FSHR Antibody (6E8.2F5) - Azide and BSA Free NBP2-80743

Unit Size: 0.1 mg

Store at 4C short term. Aliquot and store at -20C long term. Avoid freeze-thaw cycles.

www.novusbio.com



technical@novusbio.com

Protocols, Publications, Related Products, Reviews, Research Tools and Images at:
www.novusbio.com/NBP2-80743

Updated 9/9/2025 v.20.1

Earn rewards for product
reviews and publications.

Submit a publication at www.novusbio.com/publications

Submit a review at www.novusbio.com/reviews/destination/NBP2-80743



NBP2-80743

FSHR Antibody (6E8.2F5) - Azide and BSA Free


Product Information	
Unit Size	0.1 mg
Concentration	1 mg/ml
Storage	Store at 4C short term. Aliquot and store at -20C long term. Avoid freeze-thaw cycles.
Clonality	Monoclonal
Clone	6E8.2F5
Preservative	No Preservative
Purity	Protein G purified
Buffer	PBS

Product Description	
Description	Novus Biologicals Mouse FSHR Antibody (6E8.2F5) - Azide and BSA Free (NBP2-36489) is a monoclonal antibody validated for use in IHC and WB. All Novus Biologicals antibodies are covered by our 100% guarantee.
Host	Mouse
Gene ID	2492
Gene Symbol	FSHR
Species	Human
Reactivity Notes	Immunogen's sequence similarity with other species: Chicken and Duck (70%), Xenopus (71%).
Immunogen	A synthetic peptide made to the human FSH R protein sequence (between residues 1-200). [Swiss-Prot P23945]

Product Application Details	
Applications	Western Blot, Immunohistochemistry-Paraffin, Immunohistochemistry
Recommended Dilutions	Western Blot 2-3 ug/ml, Immunohistochemistry 2-5 ug/ml, Immunohistochemistry-Paraffin 2-5 ug/ml
Application Notes	The canonical isoform of FSHR is 78.3 kDa, however, it undergoes processing via glycosylation and the glycosylated protein runs at higher than predicted molecular weight. Under non-reducing conditions, FSHR may form dimers via disulfide bond formation.

Images

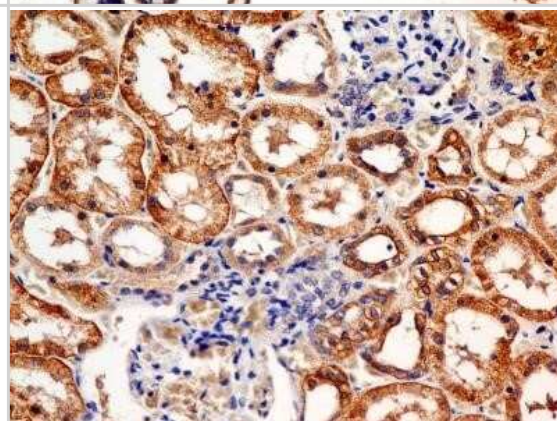
Western Blot: FSHR Antibody (6E8.2F5) - Azide and BSA Free [NBP2-80743] - WB analysis of (A) 15kDa partial recombinant Human FSHR protein and (B) lysate of HepG2 cells using FSH R antibody (clone 6E8.2F5) at 3ug/ml concentration. Image from the standard format of this antibody.



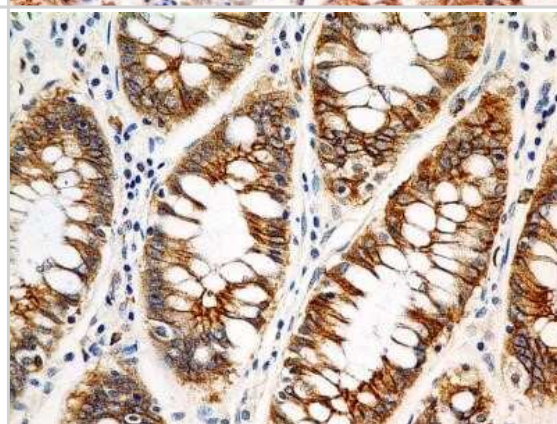
Immunohistochemistry-Paraffin: FSHR Antibody (6E8.2F5) - Azide and BSA Free [NBP2-80743] - IHC analysis of formalin-fixed paraffin-embedded tissue section of human placenta using FSH R antibody (clone 6E8.2F5) at 5 ug/ml concentration. Image from the standard format of this antibody.



Immunohistochemistry-Paraffin: FSHR Antibody (6E8.2F5) - Azide and BSA Free [NBP2-80743] - IHC analysis of formalin-fixed paraffin-embedded tissue section of human kidney using FSH R antibody (clone 6E8.2F5) at 5 ug/ml concentration. Image from the standard format of this antibody.



Immunohistochemistry: FSHR Antibody (6E8.2F5) - Azide and BSA Free [NBP2-80743] - IHC analysis of formalin-fixed paraffin-embedded tissue section of human rectal adenocarcinoma using FSH R antibody (clone 6E8.2F5) at 5 ug/ml concentration. The columnar cells depicted strong membranous staining with weaker cytoplasmic signal for FSHR pr





Novus Biologicals USA

10730 E. Briarwood Avenue
Centennial, CO 80112
USA
Phone: 303.730.1950
Toll Free: 1.888.506.6887
Fax: 303.730.1966
nb-customerservice@bio-techne.com

Bio-Techne Canada

21 Canmotor Ave
Toronto, ON M8Z 4E6
Canada
Phone: 905.827.6400
Toll Free: 855.668.8722
Fax: 905.827.6402
canada.inquires@bio-techne.com

Bio-Techne Ltd

19 Barton Lane
Abingdon Science Park
Abingdon, OX14 3NB, United Kingdom
Phone: (44) (0) 1235 529449
Free Phone: 0800 37 34 15
Fax: (44) (0) 1235 533420
info.EMEA@bio-techne.com

General Contact Information

www.novusbio.com
Technical Support: nb-technical@bio-techne.com
Orders: nb-customerservice@bio-techne.com
General: novus@novusbio.com

Products Related to NBP2-80743

NBP2-33376H	Blue Marker Antibody (6F4-F6) [HRP]
HAF007	Goat anti-Mouse IgG Secondary Antibody [HRP]
NB7539	Goat anti-Mouse IgG (H+L) Secondary Antibody [HRP]
H00002492-Q01-10ug	Recombinant Human FSHR GST (N-Term) Protein

Limitations

This product is for research use only and is not approved for use in humans or in clinical diagnosis. Primary Antibodies are guaranteed for 1 year from date of receipt.

For more information on our 100% guarantee, please visit www.novusbio.com/guarantee

Earn gift cards/discounts by submitting a review: www.novusbio.com/reviews/submit/NBP2-80743

Earn gift cards/discounts by submitting a publication using this product:
www.novusbio.com/publications

