

# Product Datasheet

## FGFR1 Antibody (M19B2) - Azide and BSA Free NBP2-80735

Unit Size: 0.1 ml

Store at 4C short term. Aliquot and store at -20C long term. Avoid freeze-thaw cycles.

[www.novusbio.com](http://www.novusbio.com)



[technical@novusbio.com](mailto:technical@novusbio.com)

Protocols, Publications, Related Products, Reviews, Research Tools and Images at:  
[www.novusbio.com/NBP2-80735](http://www.novusbio.com/NBP2-80735)

Updated 9/9/2025 v.20.1

Earn rewards for product  
reviews and publications.

Submit a publication at [www.novusbio.com/publications](http://www.novusbio.com/publications)

Submit a review at [www.novusbio.com/reviews/destination/NBP2-80735](http://www.novusbio.com/reviews/destination/NBP2-80735)



**NBP2-80735**

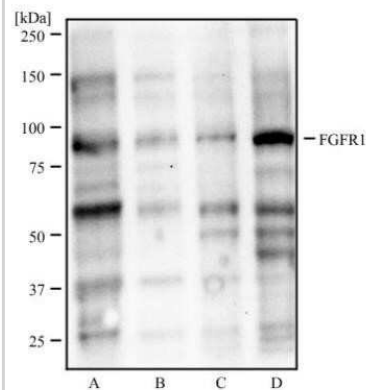
FGFR1 Antibody (M19B2) - Azide and BSA Free

<b>Product Information</b>	
<b>Unit Size</b>	0.1 ml
<b>Concentration</b>	1 mg/ml
<b>Storage</b>	Store at 4C short term. Aliquot and store at -20C long term. Avoid freeze-thaw cycles.
<b>Clonality</b>	Monoclonal
<b>Clone</b>	M19B2
<b>Preservative</b>	No Preservative
<b>Isotype</b>	IgG1
<b>Purity</b>	Protein G purified
<b>Buffer</b>	PBS
<b>Product Description</b>	
<b>Description</b>	Novus Biologicals Mouse FGFR1 Antibody (M19B2) - Azide and BSA Free (NB600-1287) is a monoclonal antibody validated for use in IHC, WB, Flow and IP. All Novus Biologicals antibodies are covered by our 100% guarantee.
<b>Host</b>	Mouse
<b>Gene ID</b>	2260
<b>Gene Symbol</b>	FGFR1
<b>Species</b>	Human, Mouse, Rat, Canine, Rabbit
<b>Immunogen</b>	Recombinant human ectodomain of FGFR1b expressed in E. coli beginning with proline 23; antigen contained NH2-terminal gly-ser-pro-gly-ile and COOH-terminal glu-phe sequences.
<b>Product Application Details</b>	
<b>Applications</b>	Western Blot, Flow Cytometry, Immunohistochemistry, Immunoprecipitation, CyTOF-ready
<b>Recommended Dilutions</b>	Western Blot 1-2 ug/ml, Flow Cytometry 1 ug per million cells, Immunohistochemistry reported in scientific literature (PMID 25182532), Immunoprecipitation 1:10-1:500, CyTOF-ready

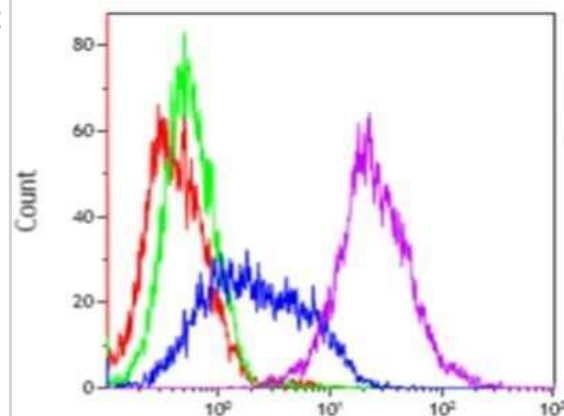


## Images

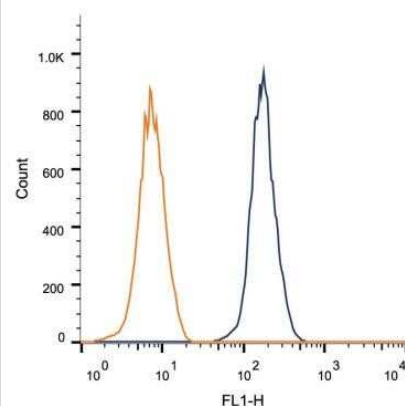
Western Blot: FGFR1 Antibody (M19B2) - Azide and BSA Free [NBP2-80735] - Analysis of MCF7 (A), HepG2 (B), NIH3T3 (C), and PC-12 (D) cell lysate using FGF R1 antibody at 2 ug/ml. Image from the standard format of this antibody.



Flow Cytometry: FGFR1 Antibody (M19B2) - Azide and BSA Free [NBP2-80735] - Analysis using the Alexa Fluor 488 (R) conjugate of NB600-1287. Staining of FGF R1 in HEK293 and HEK293 FGFR transfected cells using anti-FGF R1 antibody. (Red) Positive cells, (Green) Negative cells, (Blue) Negative cells + antibody, (Pink) Positive cells + antibody. Image from verified customer review.



Flow Cytometry: FGFR1 Antibody (M19B2) - Azide and BSA Free [NBP2-80735] - Intracellular flow cytometric staining of  $1 \times 10^6$  HEK-293 cells using FGF R1 antibody (Dark Blue) and Isotype control (Orange). An antibody concentration of 1 ug/ $1 \times 10^6$  cells was used. Image from the standard format of this antibody.





### **Novus Biologicals USA**

10730 E. Briarwood Avenue  
Centennial, CO 80112  
USA  
Phone: 303.730.1950  
Toll Free: 1.888.506.6887  
Fax: 303.730.1966  
nb-customerservice@bio-techne.com

### **Bio-Techne Canada**

21 Canmotor Ave  
Toronto, ON M8Z 4E6  
Canada  
Phone: 905.827.6400  
Toll Free: 855.668.8722  
Fax: 905.827.6402  
canada.inquires@bio-techne.com

### **Bio-Techne Ltd**

19 Barton Lane  
Abingdon Science Park  
Abingdon, OX14 3NB, United Kingdom  
Phone: (44) (0) 1235 529449  
Free Phone: 0800 37 34 15  
Fax: (44) (0) 1235 533420  
info.EMEA@bio-techne.com

### **General Contact Information**

www.novusbio.com  
Technical Support: nb-technical@bio-techne.com  
Orders: nb-customerservice@bio-techne.com  
General: novus@novusbio.com

### **Products Related to NBP2-80735**

---

NBP2-33376H	Blue Marker Antibody (6F4-F6) [HRP]
HAF007	Goat anti-Mouse IgG Secondary Antibody [HRP]
NB7539	Goat anti-Mouse IgG (H+L) Secondary Antibody [HRP]
NBP1-97005-0.5mg	Mouse IgG1 Isotype Control (MG1)

---

### **Limitations**

This product is for research use only and is not approved for use in humans or in clinical diagnosis. Primary Antibodies are guaranteed for 1 year from date of receipt.

For more information on our 100% guarantee, please visit [www.novusbio.com/guarantee](http://www.novusbio.com/guarantee)

Earn gift cards/discounts by submitting a review: [www.novusbio.com/reviews/submit/NBP2-80735](http://www.novusbio.com/reviews/submit/NBP2-80735)

Earn gift cards/discounts by submitting a publication using this product:  
[www.novusbio.com/publications](http://www.novusbio.com/publications)

