

# Product Datasheet

## eIF2A Antibody (3A7B11) - Azide and BSA Free NBP2-80716

Unit Size: 0.1 ml

Store at 4C short term. Aliquot and store at -20C long term. Avoid freeze-thaw cycles.

[www.novusbio.com](http://www.novusbio.com)



[technical@novusbio.com](mailto:technical@novusbio.com)

Protocols, Publications, Related Products, Reviews, Research Tools and Images at:  
[www.novusbio.com/NBP2-80716](http://www.novusbio.com/NBP2-80716)

Updated 9/9/2025 v.20.1

Earn rewards for product  
reviews and publications.

Submit a publication at [www.novusbio.com/publications](http://www.novusbio.com/publications)

Submit a review at [www.novusbio.com/reviews/destination/NBP2-80716](http://www.novusbio.com/reviews/destination/NBP2-80716)



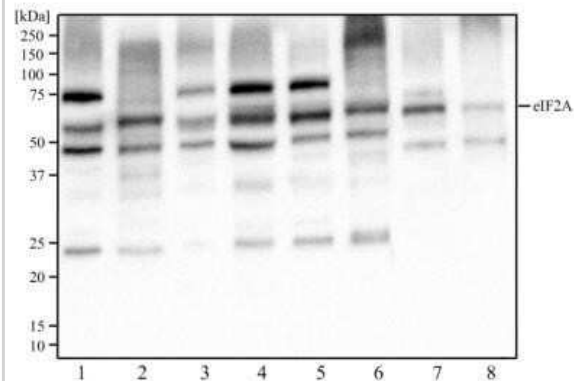
**NBP2-80716**

eIF2A Antibody (3A7B11) - Azide and BSA Free

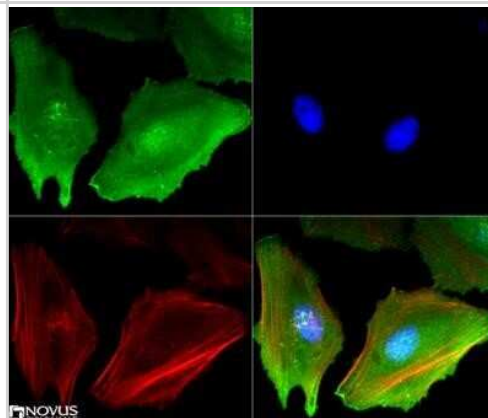
<b>Product Information</b>	
<b>Unit Size</b>	0.1 ml
<b>Concentration</b>	1 mg/ml
<b>Storage</b>	Store at 4C short term. Aliquot and store at -20C long term. Avoid freeze-thaw cycles.
<b>Clonality</b>	Monoclonal
<b>Clone</b>	3A7B11
<b>Preservative</b>	No Preservative
<b>Isotype</b>	IgG1
<b>Purity</b>	Ammonium sulfate precipitation
<b>Buffer</b>	PBS
<b>Product Description</b>	
<b>Description</b>	Novus Biologicals Mouse eIF2A Antibody (3A7B11) - Azide and BSA Free (NBP2-26296) is a monoclonal antibody validated for use in IHC, WB, Flow and ICC/IF. All Novus Biologicals antibodies are covered by our 100% guarantee.
<b>Host</b>	Mouse
<b>Gene ID</b>	83939
<b>Gene Symbol</b>	EIF2A
<b>Species</b>	Human
<b>Immunogen</b>	Partial recombinant human EIF2A (between residues 350-585) expressed in E. coli [Uniprot Q9BY44]
<b>Product Application Details</b>	
<b>Applications</b>	Western Blot, Immunohistochemistry-Paraffin, Flow Cytometry, Immunocytochemistry/ Immunofluorescence, Immunohistochemistry, CyTOF-ready
<b>Recommended Dilutions</b>	Western Blot 1:500 - 1:2000, Flow Cytometry 1:200 - 1:400, Immunohistochemistry 1:50 - 1:200, Immunocytochemistry/ Immunofluorescence, Immunohistochemistry-Paraffin 1:200, CyTOF-ready

## Images

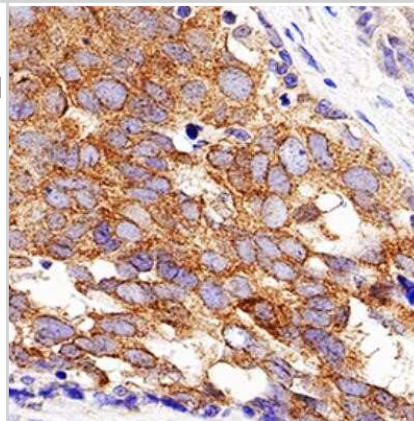
Western Blot: eIF2A Antibody (3A7B11) - Azide and BSA Free [NBP2-80716] - Western blot analysis of HeLa (1), NIH3T3 (2), A431 (3), MCF-7 (4), Ntera2 (5), PC12 (6), HepG2 (7), and Cos7 (8) cell lysate using eIF2A antibody at a concentration of 2 ug/ml. Image from the standard format of this antibody.



Immunocytochemistry/Immunofluorescence: eIF2A Antibody (3A7B11) - Azide and BSA Free [NBP2-80716] - eIF2A antibody (1:50) was tested in HeLa cells with Dylight 488 (green). Nuclei and alpha-tubulin were counterstained with DAPI (blue) and Dylight 550 (red). Image objective 40x. Image from the standard format of this antibody.



Immunohistochemistry: eIF2A Antibody (3A7B11) - Azide and BSA Free [NBP2-80716] - IHC analysis of formalin fixed paraffin-embedded (FFPE) human breast cancer using eIF2A (3A7B11) antibody at 1:200 on a Bond Rx autostainer (Leica Biosystems). The assay involved 20 minutes of heat induced antigen retrieval (HIER) using 10mM sodium citrat





### **Novus Biologicals USA**

10730 E. Briarwood Avenue  
Centennial, CO 80112  
USA  
Phone: 303.730.1950  
Toll Free: 1.888.506.6887  
Fax: 303.730.1966  
nb-customerservice@bio-techne.com

### **Bio-Techne Canada**

21 Canmotor Ave  
Toronto, ON M8Z 4E6  
Canada  
Phone: 905.827.6400  
Toll Free: 855.668.8722  
Fax: 905.827.6402  
canada.inquires@bio-techne.com

### **Bio-Techne Ltd**

19 Barton Lane  
Abingdon Science Park  
Abingdon, OX14 3NB, United Kingdom  
Phone: (44) (0) 1235 529449  
Free Phone: 0800 37 34 15  
Fax: (44) (0) 1235 533420  
info.EMEA@bio-techne.com

### **General Contact Information**

www.novusbio.com  
Technical Support: nb-technical@bio-techne.com  
Orders: nb-customerservice@bio-techne.com  
General: novus@novusbio.com

### **Products Related to NBP2-80716**

---

NBP2-33376H	Blue Marker Antibody (6F4-F6) [HRP]
HAF007	Goat anti-Mouse IgG Secondary Antibody [HRP]
NB7539	Goat anti-Mouse IgG (H+L) Secondary Antibody [HRP]
NBP1-97005-0.5mg	Mouse IgG1 Isotype Control (MG1)

---

### **Limitations**

This product is for research use only and is not approved for use in humans or in clinical diagnosis. Primary Antibodies are guaranteed for 1 year from date of receipt.

For more information on our 100% guarantee, please visit [www.novusbio.com/guarantee](http://www.novusbio.com/guarantee)

Earn gift cards/discounts by submitting a review: [www.novusbio.com/reviews/submit/NBP2-80716](http://www.novusbio.com/reviews/submit/NBP2-80716)

Earn gift cards/discounts by submitting a publication using this product:  
[www.novusbio.com/publications](http://www.novusbio.com/publications)

