

# Product Datasheet

## EBI3 Antibody (10J803) - Azide and BSA Free NBP2-80706

Unit Size: 0.1 mg

Store at 4C short term. Aliquot and store at -20C long term. Avoid freeze-thaw cycles.

[www.novusbio.com](http://www.novusbio.com)



[technical@novusbio.com](mailto:technical@novusbio.com)

Protocols, Publications, Related Products, Reviews, Research Tools and Images at:  
[www.novusbio.com/NBP2-80706](http://www.novusbio.com/NBP2-80706)

Updated 9/9/2025 v.20.1

Earn rewards for product  
reviews and publications.

Submit a publication at [www.novusbio.com/publications](http://www.novusbio.com/publications)

Submit a review at [www.novusbio.com/reviews/destination/NBP2-80706](http://www.novusbio.com/reviews/destination/NBP2-80706)



**NBP2-80706**

EBI3 Antibody (10J803) - Azide and BSA Free

Product Information	
Unit Size	0.1 mg
Concentration	0.5 mg/ml
Storage	Store at 4C short term. Aliquot and store at -20C long term. Avoid freeze-thaw cycles.
Clonality	Monoclonal
Clone	10J803
Preservative	No Preservative
Isotype	IgG2a Kappa
Purity	Protein G purified
Buffer	PBS

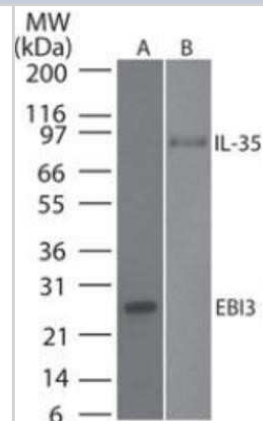
Product Description	
Description	Novus Biologicals Rat EBI3 Antibody (10J803) - Azide and BSA Free (NBP2-03940) is a monoclonal antibody validated for use in WB and Flow. All Novus Biologicals antibodies are covered by our 100% guarantee.
Host	Rat
Gene ID	10148
Gene Symbol	EBI3
Species	Mouse
Immunogen	Full-length recombinant mouse EBI3 protein

Product Application Details	
Applications	Western Blot, Flow Cytometry
Recommended Dilutions	Western Blot 0.1-3 ug/ml, Flow Cytometry 1-3 ug/10 <sup>6</sup> cells

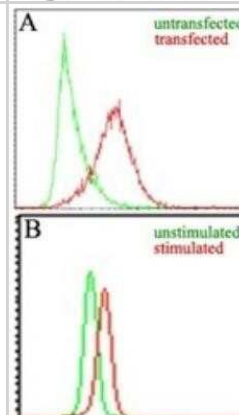


## Images

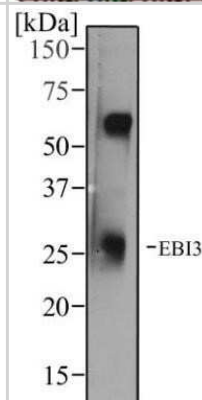
Western Blot: EBI3 Antibody (10J803) - Azide and BSA Free [NBP2-80706] - Western blot testing of mouse EBI3 monoclonal antibody at A) 0.1 ug/ml on recombinant protein and B) 3 ug/ml on recombinant mouse IL-35 protein. Goat anti-rat Ig HRP secondary antibody and PicoTect ECL substrate solution were used for this test. Image from the standard format of this antibody.



Flow Cytometry: EBI3 Antibody (10J803) - Azide and BSA Free [NBP2-80706] - Figure A: Intracellular analysis of mouse IL-35 in transfected and untransfected HEK 293 cells (Brefeldin A treated, 5 hours) using mouse EBI3 antibody at 3 ug/10<sup>6</sup> cells. Figure B: Intracellular analysis of mouse EBI3 in stimulated and unstimulated RAW cells (LPS treated, 50 ng/ml, overnight) using mouse EBI3 antibody at 1.5 ug/10<sup>6</sup> cells. Image from the standard format of this antibody.



Western Blot: EBI3 Antibody (10J803) - Azide and BSA Free [NBP2-80706] - Analysis of mouse thymus tissue using EBI3 antibody at a concentration of 1 ug/ml. Image from the standard format of this antibody.





### **Novus Biologicals USA**

10730 E. Briarwood Avenue  
Centennial, CO 80112  
USA  
Phone: 303.730.1950  
Toll Free: 1.888.506.6887  
Fax: 303.730.1966  
nb-customerservice@bio-techne.com

### **Bio-Techne Canada**

21 Canmotor Ave  
Toronto, ON M8Z 4E6  
Canada  
Phone: 905.827.6400  
Toll Free: 855.668.8722  
Fax: 905.827.6402  
canada.inquires@bio-techne.com

### **Bio-Techne Ltd**

19 Barton Lane  
Abingdon Science Park  
Abingdon, OX14 3NB, United Kingdom  
Phone: (44) (0) 1235 529449  
Free Phone: 0800 37 34 15  
Fax: (44) (0) 1235 533420  
info.EMEA@bio-techne.com

### **General Contact Information**

www.novusbio.com  
Technical Support: nb-technical@bio-techne.com  
Orders: nb-customerservice@bio-techne.com  
General: novus@novusbio.com

### **Products Related to NBP2-80706**

---

NBP2-33376H	Blue Marker Antibody (6F4-F6) [HRP]
HAF005	Goat anti-Rat IgG Secondary Antibody [HRP]
NB7115	Goat anti-Rat IgG (H+L) Secondary Antibody [HRP]
NBP1-43321-0.5mg	Rat IgG2a Kappa Light Chain Isotype Control (R2a)

---

### **Limitations**

This product is for research use only and is not approved for use in humans or in clinical diagnosis. Primary Antibodies are guaranteed for 1 year from date of receipt.

For more information on our 100% guarantee, please visit [www.novusbio.com/guarantee](http://www.novusbio.com/guarantee)

Earn gift cards/discounts by submitting a review: [www.novusbio.com/reviews/submit/NBP2-80706](http://www.novusbio.com/reviews/submit/NBP2-80706)

Earn gift cards/discounts by submitting a publication using this product:  
[www.novusbio.com/publications](http://www.novusbio.com/publications)

