

Product Datasheet

Cytokeratin 1 Antibody (LHK1) - Azide and BSA Free NBP2-80688

Unit Size: 0.1 ml

Store at 4C short term. Aliquot and store at -20C long term. Avoid freeze-thaw cycles.

www.novusbio.com



technical@novusbio.com

Protocols, Publications, Related Products, Reviews, Research Tools and Images at:
www.novusbio.com/NBP2-80688

Updated 9/9/2025 v.20.1

Earn rewards for product
reviews and publications.

Submit a publication at www.novusbio.com/publications

Submit a review at www.novusbio.com/reviews/destination/NBP2-80688

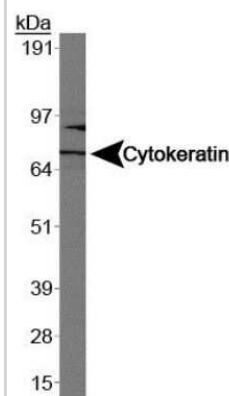


NBP2-80688**Cytokeratin 1 Antibody (LHK1) - Azide and BSA Free**

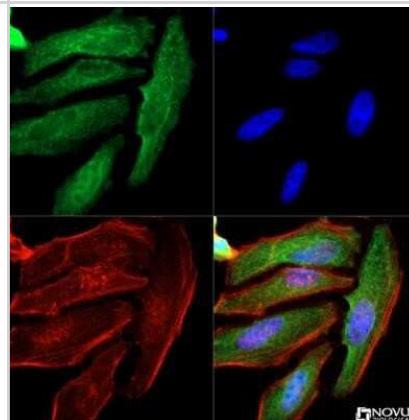
Product Information	
Unit Size	0.1 ml
Concentration	1 mg/ml
Storage	Store at 4C short term. Aliquot and store at -20C long term. Avoid freeze-thaw cycles.
Clonality	Monoclonal
Clone	LHK1
Preservative	No Preservative
Isotype	IgG2a Kappa
Purity	Protein G purified
Buffer	PBS
Target Molecular Weight	67 kDa
Product Description	
Description	Novus Biologicals Mouse Cytokeratin 1 Antibody (LHK1) - Azide and BSA Free (NB100-2756) is a monoclonal antibody validated for use in IHC, WB and ICC/IF. All Novus Biologicals antibodies are covered by our 100% guarantee.
Host	Mouse
Gene ID	3848
Gene Symbol	KRT1
Species	Human, Rat
Immunogen	C-terminal peptide sequence of human Cytokeratin 1 [UniProt# P04264]
Product Application Details	
Applications	Western Blot, Immunohistochemistry-Paraffin, Immunocytochemistry/Immunofluorescence, Immunohistochemistry, Immunohistochemistry-Frozen
Recommended Dilutions	Western Blot 0.5-2 ug/ml, Immunohistochemistry 2-10 ug/ml, Immunocytochemistry/ Immunofluorescence 5 ug/ml, Immunohistochemistry-Paraffin 2-5 ug/ml, Immunohistochemistry-Frozen 5-10 ug/ml
Application Notes	This Cytokeratin 1 antibody is useful for Immunocytochemistry/Immunofluorescence, Immunohistochemistry-frozen sections, Immunohistochemistry-paraffin sections and Western blot.

Images

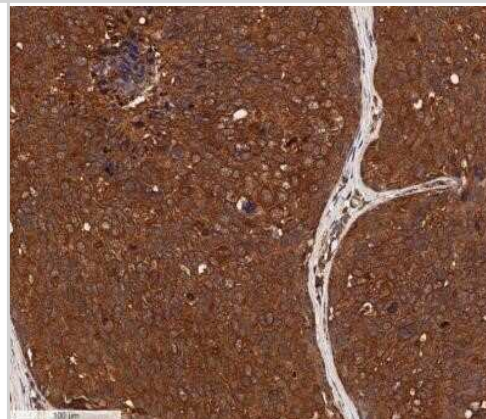
Western Blot: Cytokeratin 1 Antibody (LHK1) - Azide and BSA Free [NBP2-80688] - Analysis of Cytokeratin 1 in Caco-2. Image from the standard format of this antibody.



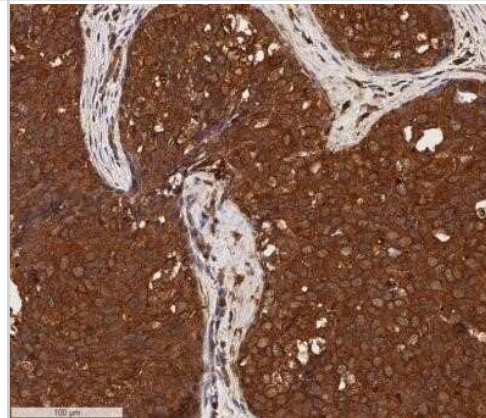
Immunocytochemistry/Immunofluorescence: Cytokeratin 1 Antibody (LHK1) - Azide and BSA Free [NBP2-80688] - Cytokeratin 1 antibody (LHK1) was tested in HeLa cells with DyLight 488 (green). Nuclei and alpha-tubulin were counterstained with DAPI (blue) and Dylight 550 (red). Image from the standard format of this antibody.



Immunohistochemistry-Paraffin: Cytokeratin 1 Antibody (LHK1) - Azide and BSA Free [NBP2-80688] - IHC analysis of a formalin fixed paraffin-embedded (FFPE) human breast cancer using 5ug/ml conc. of Cytokeratin 1 antibody (clone LHK1) on a Bond Rx autostainer (Leica Biosystems). The assay involved 20 minutes of heat induced antigen retrieval (HIER) usi



Immunohistochemistry-Paraffin: Cytokeratin 1 Antibody (LHK1) - Azide and BSA Free [NBP2-80688] - IHC analysis of a formalin fixed paraffin-embedded (FFPE) human breast cancer using 5ug/ml conc. of Cytokeratin 1 antibody (clone LHK1) on a Bond Rx autostainer (Leica Biosystems). The assay involved 20 minutes of heat induced antigen retrieval (HIER) usi





Novus Biologicals USA

10730 E. Briarwood Avenue
Centennial, CO 80112
USA
Phone: 303.730.1950
Toll Free: 1.888.506.6887
Fax: 303.730.1966
nb-customerservice@bio-techne.com

Bio-Techne Canada

21 Canmotor Ave
Toronto, ON M8Z 4E6
Canada
Phone: 905.827.6400
Toll Free: 855.668.8722
Fax: 905.827.6402
canada.inquires@bio-techne.com

Bio-Techne Ltd

19 Barton Lane
Abingdon Science Park
Abingdon, OX14 3NB, United Kingdom
Phone: (44) (0) 1235 529449
Free Phone: 0800 37 34 15
Fax: (44) (0) 1235 533420
info.EMEA@bio-techne.com

General Contact Information

www.novusbio.com
Technical Support: nb-technical@bio-techne.com
Orders: nb-customerservice@bio-techne.com
General: novus@novusbio.com

Products Related to NBP2-80688

NBP2-33376H	Blue Marker Antibody (6F4-F6) [HRP]
HAF007	Goat anti-Mouse IgG Secondary Antibody [HRP]
NB7539	Goat anti-Mouse IgG (H+L) Secondary Antibody [HRP]
NBP1-96981-0.5mg	Mouse IgG2a Kappa Isotype Control (M2AK)

Limitations

This product is for research use only and is not approved for use in humans or in clinical diagnosis. Primary Antibodies are guaranteed for 1 year from date of receipt.

For more information on our 100% guarantee, please visit www.novusbio.com/guarantee

Earn gift cards/discounts by submitting a review: www.novusbio.com/reviews/submit/NBP2-80688

Earn gift cards/discounts by submitting a publication using this product:
www.novusbio.com/publications

