

Product Datasheet

CD24 Antibody (ML5) - Azide and BSA Free NBP2-80636

Unit Size: 0.1 mg

Store at 4C. Do not freeze.

www.novusbio.com



technical@novusbio.com

Protocols, Publications, Related Products, Reviews, Research Tools and Images at:
www.novusbio.com/NBP2-80636

Updated 9/9/2025 v.20.1

Earn rewards for product
reviews and publications.

Submit a publication at www.novusbio.com/publications

Submit a review at www.novusbio.com/reviews/destination/NBP2-80636



NBP2-80636

CD24 Antibody (ML5) - Azide and BSA Free

Product Information	
Unit Size	0.1 mg
Concentration	1.0 mg/ml
Storage	Store at 4C. Do not freeze.
Clonality	Monoclonal
Clone	ML5
Preservative	No Preservative
Isotype	IgG2a Kappa
Purity	Protein A or G purified
Buffer	PBS

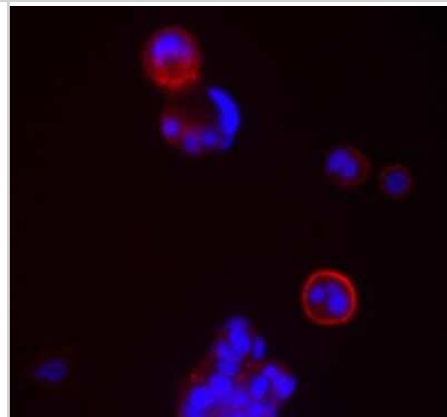
Product Description	
Description	Novus Biologicals Mouse CD24 Antibody (ML5) - Azide and BSA Free (NB100-77903) is a monoclonal antibody validated for use in IHC, Flow and ICC/IF. All Novus Biologicals antibodies are covered by our 100% guarantee.
Host	Mouse
Gene ID	100133941
Gene Symbol	CD24
Species	Human
Reactivity Notes	Expected Cross-Reactivity based on immunogen sequence: Chimpanzee, Baboon
Immunogen	The immunogen was the full length version of the protein: CD24 (ML5)

Product Application Details	
Applications	Flow Cytometry, Immunocytochemistry/ Immunofluorescence, Immunohistochemistry, Immunohistochemistry-Frozen
Recommended Dilutions	Flow Cytometry 1:10-1:1000, Immunohistochemistry 1:10-1:500, Immunocytochemistry/ Immunofluorescence 0.125 ug/10 ⁶ cells, Immunohistochemistry-Frozen 5-25 ug/ml
Application Notes	Each lot of this antibody is quality control tested by immunofluorescent staining with flow cytometric analysis. For immunofluorescent staining, the suggested use of this reagent is: 0.5 microgram per one million cells in 100 microliter volume or 100 microliter of whole blood. It is recommended that the reagent be titrated for optimal performance for each application.

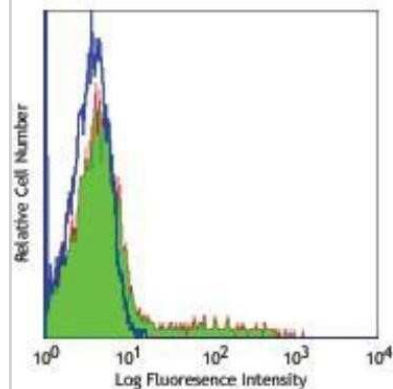


Images

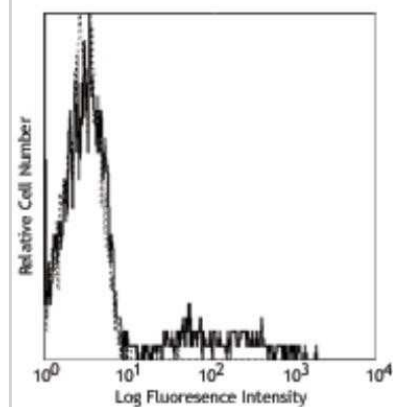
Immunocytochemistry/Immunofluorescence: CD24 Antibody (ML5) - Azide and BSA Free [NBP2-80636] - MCF-7 breast cancer cells. Image from the standard format of this antibody.



Flow Cytometry: CD24 Antibody (ML5) - Azide and BSA Free [NBP2-80636] - Analysis using the FITC conjugate of NB100-77903. Staining of Human peripheral blood lymphocytes stained ML5 FITC.



Flow Cytometry: CD24 Antibody (ML5) - Azide and BSA Free [NBP2-80636] - Whole blood lymphocytes stained with purified ML5 and detected with anti-mouse IgGs FITC Image from the standard format of this antibody.





Novus Biologicals USA

10730 E. Briarwood Avenue
Centennial, CO 80112
USA
Phone: 303.730.1950
Toll Free: 1.888.506.6887
Fax: 303.730.1966
nb-customerservice@bio-techne.com

Bio-Techne Canada

21 Canmotor Ave
Toronto, ON M8Z 4E6
Canada
Phone: 905.827.6400
Toll Free: 855.668.8722
Fax: 905.827.6402
canada.inquires@bio-techne.com

Bio-Techne Ltd

19 Barton Lane
Abingdon Science Park
Abingdon, OX14 3NB, United Kingdom
Phone: (44) (0) 1235 529449
Free Phone: 0800 37 34 15
Fax: (44) (0) 1235 533420
info.EMEA@bio-techne.com

General Contact Information

www.novusbio.com
Technical Support: nb-technical@bio-techne.com
Orders: nb-customerservice@bio-techne.com
General: novus@novusbio.com

Products Related to NBP2-80636

HAF007	Goat anti-Mouse IgG Secondary Antibody [HRP]
NB7539	Goat anti-Mouse IgG (H+L) Secondary Antibody [HRP]
NBP1-96981-0.5mg	Mouse IgG2a Kappa Isotype Control (M2AK)
NBP3-18205	Recombinant Mouse CD24 Fc Protein

Limitations

This product is for research use only and is not approved for use in humans or in clinical diagnosis. Primary Antibodies are guaranteed for 1 year from date of receipt.

For more information on our 100% guarantee, please visit www.novusbio.com/guarantee

Earn gift cards/discounts by submitting a review: www.novusbio.com/reviews/submit/NBP2-80636

Earn gift cards/discounts by submitting a publication using this product:
www.novusbio.com/publications

