

# Product Datasheet

## CD163 Antibody (6D3.2F3) - Azide and BSA Free NBP2-80632

Unit Size: 0.1 mg

Store at 4C short term. Aliquot and store at -20C long term. Avoid freeze-thaw cycles.

[www.novusbio.com](http://www.novusbio.com)



[technical@novusbio.com](mailto:technical@novusbio.com)

Protocols, Publications, Related Products, Reviews, Research Tools and Images at:  
[www.novusbio.com/NBP2-80632](http://www.novusbio.com/NBP2-80632)

Updated 9/9/2025 v.20.1

Earn rewards for product  
reviews and publications.

Submit a publication at [www.novusbio.com/publications](http://www.novusbio.com/publications)

Submit a review at [www.novusbio.com/reviews/destination/NBP2-80632](http://www.novusbio.com/reviews/destination/NBP2-80632)



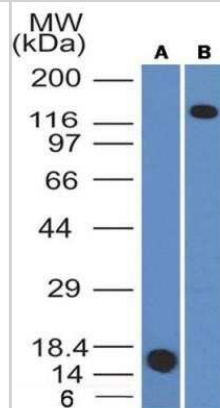
**NBP2-80632**

CD163 Antibody (6D3.2F3) - Azide and BSA Free

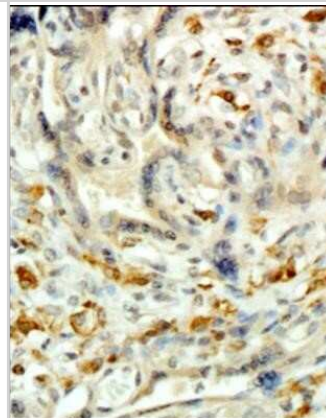
Product Information	
Unit Size	0.1 mg
Concentration	1 mg/ml
Storage	Store at 4C short term. Aliquot and store at -20C long term. Avoid freeze-thaw cycles.
Clonality	Monoclonal
Clone	6D3.2F3
Preservative	No Preservative
Isotype	IgG2b Kappa
Purity	Protein G purified
Buffer	PBS
Product Description	
Description	Novus Biologicals Mouse CD163 Antibody (6D3.2F3) - Azide and BSA Free (NBP2-36495) is a monoclonal antibody validated for use in IHC, WB and Flow. All Novus Biologicals antibodies are covered by our 100% guarantee.
Host	Mouse
Gene ID	9332
Gene Symbol	CD163
Species	Human
Reactivity Notes	Immunogen's sequence similarity with other species: Bovine (88%), Porcine (87%), Canine (87%), Rat (80%)
Immunogen	A synthetic peptide made to the human CD163 protein sequence (between residues 200-400). [Swiss-Prot: Q86VB7]
Product Application Details	
Applications	Western Blot, Immunohistochemistry-Paraffin, Flow Cytometry, Immunohistochemistry, CyTOF-ready
Recommended Dilutions	Western Blot 2 ug/ml, Flow Cytometry, Immunohistochemistry 1:200 - 1:500, Immunohistochemistry-Paraffin 1:200 - 1:500, CyTOF-ready
Application Notes	The unprocessed CD163 protein is 125.5 kDa which undergoes post translational modifications including cleavage and glycosylation, and in Western blot, the mature protein may run at a different than expected molecular weight position.

## Images

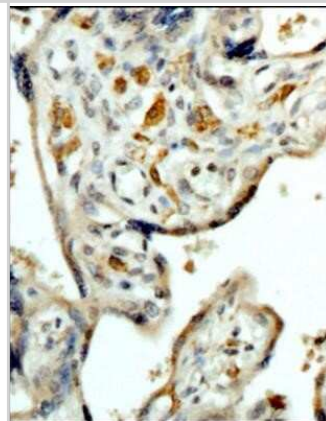
Western Blot: CD163 Antibody (6D3.2F3) - Azide and BSA Free [NBP2-80632] - Analysis of (A) partial recombinant 15 kDa human CD163 protein and (B) human lungs lysate with 2 ug/ml concentration of CD163 antibody clone 6D3.2F3 Image from the standard format of this antibody.



Immunohistochemistry: CD163 Antibody (6D3.2F3) - Azide and BSA Free [NBP2-80632] - Analysis of FFPE tissue section of human placenta using 1:200 dilution of CD163 antibody (clone 6D3.2F3). CD163 is a histiocytic marker and in the tested placental tissue section, this antibody generated a specific staining in the Hofbauer cells which are



Immunohistochemistry-Paraffin: CD163 Antibody (6D3.2F3) - Azide and BSA Free [NBP2-80632] - Analysis of FFPE tissue section of human placenta using 1:200 dilution of CD163 antibody (clone 6D3.2F3). CD163 is a histiocytic marker and in the tested placental tissue section, this antibody generated a specific staining in the Hofbauer cells which are





### **Novus Biologicals USA**

10730 E. Briarwood Avenue  
Centennial, CO 80112  
USA  
Phone: 303.730.1950  
Toll Free: 1.888.506.6887  
Fax: 303.730.1966  
nb-customerservice@bio-techne.com

### **Bio-Techne Canada**

21 Canmotor Ave  
Toronto, ON M8Z 4E6  
Canada  
Phone: 905.827.6400  
Toll Free: 855.668.8722  
Fax: 905.827.6402  
canada.inquires@bio-techne.com

### **Bio-Techne Ltd**

19 Barton Lane  
Abingdon Science Park  
Abingdon, OX14 3NB, United Kingdom  
Phone: (44) (0) 1235 529449  
Free Phone: 0800 37 34 15  
Fax: (44) (0) 1235 533420  
info.EMEA@bio-techne.com

### **General Contact Information**

www.novusbio.com  
Technical Support: nb-technical@bio-techne.com  
Orders: nb-customerservice@bio-techne.com  
General: novus@novusbio.com

### **Products Related to NBP2-80632**

---

NBP2-33376H	Blue Marker Antibody (6F4-F6) [HRP]
HAF007	Goat anti-Mouse IgG Secondary Antibody [HRP]
NB7539	Goat anti-Mouse IgG (H+L) Secondary Antibody [HRP]
NBP1-43317-0.5mg	Mouse IgG2b Kappa Light Chain Isotype Control (MG2b)

---

### **Limitations**

This product is for research use only and is not approved for use in humans or in clinical diagnosis. Primary Antibodies are guaranteed for 1 year from date of receipt.

For more information on our 100% guarantee, please visit [www.novusbio.com/guarantee](http://www.novusbio.com/guarantee)

Earn gift cards/discounts by submitting a review: [www.novusbio.com/reviews/submit/NBP2-80632](http://www.novusbio.com/reviews/submit/NBP2-80632)

Earn gift cards/discounts by submitting a publication using this product:  
[www.novusbio.com/publications](http://www.novusbio.com/publications)

