

Product Datasheet

CD117/c-kit Antibody (2B8) - Azide and BSA Free NBP2-80624

Unit Size: 0.1 mg

Store at 4C. Do not freeze.

www.novusbio.com



technical@novusbio.com

Protocols, Publications, Related Products, Reviews, Research Tools and Images at:
www.novusbio.com/NBP2-80624

Updated 9/9/2025 v.20.1

Earn rewards for product
reviews and publications.

Submit a publication at www.novusbio.com/publications

Submit a review at www.novusbio.com/reviews/destination/NBP2-80624



NBP2-80624

CD117/c-kit Antibody (2B8) - Azide and BSA Free

Product Information	
Unit Size	0.1 mg
Concentration	1 mg/ml
Storage	Store at 4C. Do not freeze.
Clonality	Monoclonal
Clone	2B8
Preservative	No Preservative
Isotype	IgG2b Kappa
Purity	Protein A or G purified
Buffer	PBS

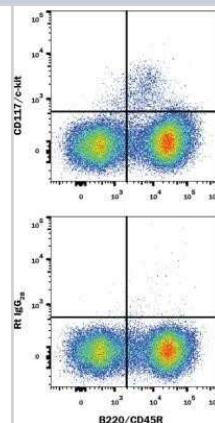
Product Description	
Description	Novus Biologicals Rat CD117/c-kit Antibody (2B8) - Azide and BSA Free (NB100-77477) is a monoclonal antibody validated for use in IHC, Flow, ICC/IF and IP. All Novus Biologicals antibodies are covered by our 100% guarantee.
Host	Rat
Gene ID	3815
Gene Symbol	KIT
Species	Human, Mouse
Reactivity Notes	Human reactivity reported in scientific literature (PMID: 23967247).
Immunogen	Mouse bone marrow mast cells

Product Application Details	
Applications	Flow Cytometry, Immunocytochemistry/ Immunofluorescence, Immunohistochemistry, Immunohistochemistry-Frozen, Immunoprecipitation, CyTOF-ready
Recommended Dilutions	Flow Cytometry 0.6 ug/10 ⁶ cells in 100 uL, Immunohistochemistry 1:20 - 1:1000, Immunocytochemistry/ Immunofluorescence 0.25 ug/10 ⁶ cells in 100 uL. Use reported in scientific literature (PMID 28097227), Immunoprecipitation 1:20 - 1:1000, Immunohistochemistry-Frozen 1:20 - 1:1000, CyTOF-ready
Application Notes	Each lot of this antibody is quality control tested by immunofluorescent staining with flow cytometric analysis.

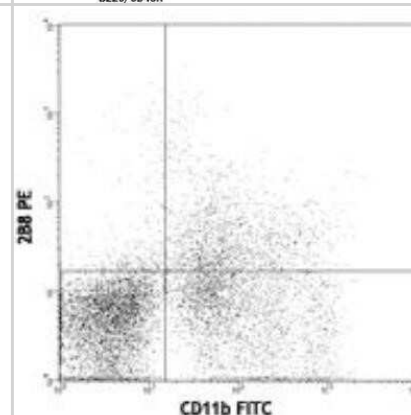


Images

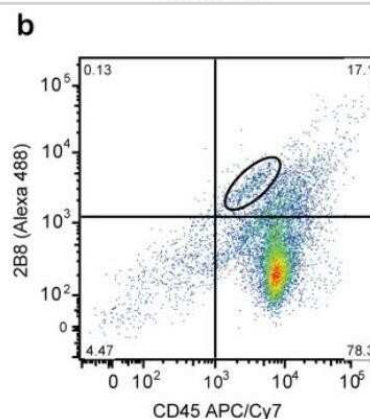
Flow Cytometry: CD117/c-kit Antibody (2B8) - Azide and BSA Free [NBP2-80624] - Detection of CD117/c-kit in Mouse Bone Marrow Cells by Flow Cytometry. Mouse bone marrow cells were stained with PE-conjugated Rat Anti-Mouse B220/CD45R (Catalog # FAB1217P) and Rat Anti-Mouse CD117/c-kit Monoclonal Antibody (Catalog # NB100-77477, top panel) or isotype control antibody (Catalog # MAB0061, bottom panel), followed by APC-conjugated Goat Anti-Rat IgG (Catalog # F0113). Image from the standard format of this antibody.



Flow Cytometry: CD117/c-kit Antibody (2B8) - Azide and BSA Free [NBP2-80624] - C57BL/6 bone marrow cells stained with 2B8 PE and CD11b FITC. Image from the standard format of this antibody.



Flow Cytometry: CD117/c-kit Antibody (2B8) - Azide and BSA Free [NBP2-80624] - Identification of CD117/c-kit expressing bone marrow cells. Double labeling of mouse bone marrow cells with anti-CD45 antibody and rabbit anti-CD117/c-kit antibody 2B8. Image collected and cropped by CiteAb from the following publication (<https://dx.plos.org/10.1371/journal.pone.0071798>) licensed under a CC-BY license. Image from the standard format of this antibody.





Novus Biologicals USA

10730 E. Briarwood Avenue
Centennial, CO 80112
USA
Phone: 303.730.1950
Toll Free: 1.888.506.6887
Fax: 303.730.1966
nb-customerservice@bio-techne.com

Bio-Techne Canada

21 Canmotor Ave
Toronto, ON M8Z 4E6
Canada
Phone: 905.827.6400
Toll Free: 855.668.8722
Fax: 905.827.6402
canada.inquires@bio-techne.com

Bio-Techne Ltd

19 Barton Lane
Abingdon Science Park
Abingdon, OX14 3NB, United Kingdom
Phone: (44) (0) 1235 529449
Free Phone: 0800 37 34 15
Fax: (44) (0) 1235 533420
info.EMEA@bio-techne.com

General Contact Information

www.novusbio.com
Technical Support: nb-technical@bio-techne.com
Orders: nb-customerservice@bio-techne.com
General: novus@novusbio.com

Products Related to NBP2-80624

HAF005	Goat anti-Rat IgG Secondary Antibody [HRP]
NB7115	Goat anti-Rat IgG (H+L) Secondary Antibody [HRP]
NBP1-43323-0.5mg	Rat IgG2b Kappa Light Chain Isotype Control (149/10H5)
NBP2-52975PEP	CD117/c-kit Recombinant Protein Antigen

Limitations

This product is for research use only and is not approved for use in humans or in clinical diagnosis. Primary Antibodies are guaranteed for 1 year from date of receipt.

For more information on our 100% guarantee, please visit www.novusbio.com/guarantee

Earn gift cards/discounts by submitting a review: www.novusbio.com/reviews/submit/NBP2-80624

Earn gift cards/discounts by submitting a publication using this product:
www.novusbio.com/publications

