

Product Datasheet

BTK Antibody (7F12H4) - Azide and BSA Free NBP2-80605

Unit Size: 0.1 ml

Store at 4C short term. Aliquot and store at -20C long term. Avoid freeze-thaw cycles.

www.novusbio.com



technical@novusbio.com

Protocols, Publications, Related Products, Reviews, Research Tools and Images at:
www.novusbio.com/NBP2-80605

Updated 9/9/2025 v.20.1

Earn rewards for product
reviews and publications.

Submit a publication at www.novusbio.com/publications

Submit a review at www.novusbio.com/reviews/destination/NBP2-80605



NBP2-80605

BTK Antibody (7F12H4) - Azide and BSA Free

Product Information	
Unit Size	0.1 ml
Concentration	2.2 mg/ml
Storage	Store at 4C short term. Aliquot and store at -20C long term. Avoid freeze-thaw cycles.
Clonality	Monoclonal
Clone	7F12H4
Preservative	No Preservative
Isotype	IgG1
Purity	Ammonium sulfate precipitation
Buffer	PBS
Target Molecular Weight	77 kDa

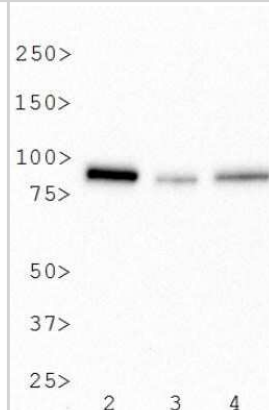
Product Description	
Description	Novus Biologicals Mouse BTK Antibody (7F12H4) - Azide and BSA Free (NB110-87047) is a monoclonal antibody validated for use in IHC, WB and ICC/IF. All Novus Biologicals antibodies are covered by our 100% guarantee.
Host	Mouse
Gene ID	695
Gene Symbol	BTK
Species	Human, Primate
Immunogen	Purified recombinant C terminal fragment of BTK expressed in E. coli. [UniProt# Q06187]

Product Application Details	
Applications	Western Blot, Immunohistochemistry-Paraffin, Immunocytochemistry/Immunofluorescence, Immunohistochemistry
Recommended Dilutions	Western Blot 1:500-1:2000, Immunohistochemistry 1:10-1:500, Immunocytochemistry/ Immunofluorescence 1:200-1:1000, Immunohistochemistry-Paraffin 1:200-1:1000
Application Notes	This BTK (7F12H4) antibody is useful for Western blot, Immunocytochemistry/Immunofluorescence, and Immunohistochemistry on paraffin-embedded sections. The observed molecular weight of the protein may vary from the listed predicted molecular weight due to post translational modifications, post translation cleavages, relative charges, and other experimental factors.

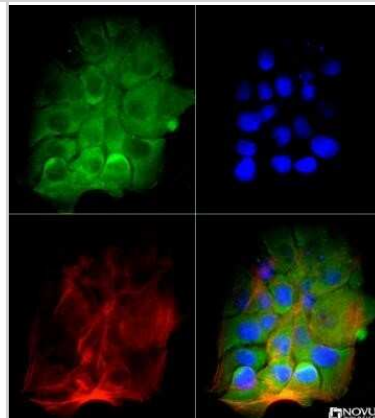


Images

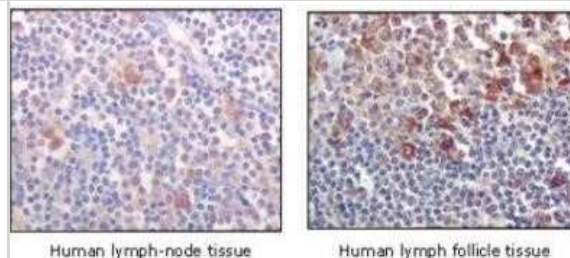
Western Blot: BTK Antibody (7F12H4) - Azide and BSA Free [NBP2-80605] - Analysis of BTK expression in 2) Raji, 3) A431 whole cell lysates and 4) human tonsil tissue extract. Image from the standard format of this antibody.



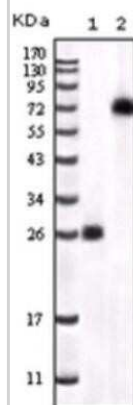
Immunocytochemistry/Immunofluorescence: BTK Antibody (7F12H4) - Azide and BSA Free [NBP2-80605] - The BTK antibody was tested in A431 cells against DyLight 488 (Green). Actin and nuclei were counterstained for Phalloidin (Red) and DAPI (Blue), respectively. Image from the standard format of this antibody.



Immunohistochemistry-Paraffin: BTK Antibody (7F12H4) - Azide and BSA Free [NBP2-80605] - Immunohistochemical analysis of paraffin-embedded human lymph-node tissues (left) and human lymph follicle tissues (right), showing cytoplasmic and membrane localization using BTK mouse mAb with DAB staining. Image from the standard format of this antibody.



Western Blot: BTK Antibody (7F12H4) - Azide and BSA Free [NBP2-80605] - Analysis of BTK expression in 1) truncated BTK recombinant protein and 2) K562 cell lysate. Image from the standard format of this antibody.





Novus Biologicals USA

10730 E. Briarwood Avenue
Centennial, CO 80112
USA
Phone: 303.730.1950
Toll Free: 1.888.506.6887
Fax: 303.730.1966
nb-customerservice@bio-techne.com

Bio-Techne Canada

21 Canmotor Ave
Toronto, ON M8Z 4E6
Canada
Phone: 905.827.6400
Toll Free: 855.668.8722
Fax: 905.827.6402
canada.inquires@bio-techne.com

Bio-Techne Ltd

19 Barton Lane
Abingdon Science Park
Abingdon, OX14 3NB, United Kingdom
Phone: (44) (0) 1235 529449
Free Phone: 0800 37 34 15
Fax: (44) (0) 1235 533420
info.EMEA@bio-techne.com

General Contact Information

www.novusbio.com
Technical Support: nb-technical@bio-techne.com
Orders: nb-customerservice@bio-techne.com
General: novus@novusbio.com

Products Related to NBP2-80605

NBP2-33376H	Blue Marker Antibody (6F4-F6) [HRP]
HAF007	Goat anti-Mouse IgG Secondary Antibody [HRP]
NB7539	Goat anti-Mouse IgG (H+L) Secondary Antibody [HRP]
NBP1-97005-0.5mg	Mouse IgG1 Isotype Control (MG1)

Limitations

This product is for research use only and is not approved for use in humans or in clinical diagnosis. Primary Antibodies are guaranteed for 1 year from date of receipt.

For more information on our 100% guarantee, please visit www.novusbio.com/guarantee

Earn gift cards/discounts by submitting a review: www.novusbio.com/reviews/submit/NBP2-80605

Earn gift cards/discounts by submitting a publication using this product:
www.novusbio.com/publications

