

# Product Datasheet

## BRCA1 Antibody (MU) - Azide and BSA Free NBP2-80602

Unit Size: 0.1 ml

Aliquot and store at -20C or -80C. Avoid freeze-thaw cycles.

[www.novusbio.com](http://www.novusbio.com)



[technical@novusbio.com](mailto:technical@novusbio.com)

Protocols, Publications, Related Products, Reviews, Research Tools and Images at:  
[www.novusbio.com/NBP2-80602](http://www.novusbio.com/NBP2-80602)

Updated 9/9/2025 v.20.1

Earn rewards for product  
reviews and publications.

Submit a publication at [www.novusbio.com/publications](http://www.novusbio.com/publications)

Submit a review at [www.novusbio.com/reviews/destination/NBP2-80602](http://www.novusbio.com/reviews/destination/NBP2-80602)



**NBP2-80602**

BRCA1 Antibody (MU) - Azide and BSA Free

Product Information	
Unit Size	0.1 ml
Concentration	1.9 mg/ml
Storage	Aliquot and store at -20C or -80C. Avoid freeze-thaw cycles.
Clonality	Monoclonal
Clone	MU
Preservative	No Preservative
Isotype	IgG2b Kappa
Purity	Protein G purified
Buffer	Tris-Glycine, 0.15 M NaCl
Target Molecular Weight	240 kDa

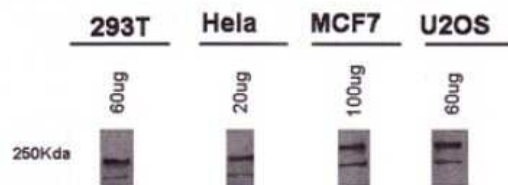
Product Description	
Description	Novus Biologicals Mouse BRCA1 Antibody (MU) - Azide and BSA Free (NB100-600) is a monoclonal antibody validated for use in WB, Flow and IP. All Novus Biologicals antibodies are covered by our 100% guarantee.
Host	Mouse
Gene ID	672
Gene Symbol	BRCA1
Species	Human
Immunogen	Human BRCA1 corresponding to residues 1314-1864 [UniProt# P38398]

Product Application Details	
Applications	Western Blot, Flow Cytometry, Immunoprecipitation
Recommended Dilutions	Western Blot 2 - 4 ug/ml, Flow Cytometry 1 ug per million cells, Immunoprecipitation 1:10 - 1:500
Application Notes	In Western blot a band is observed at ~220-240 kDa. The observed molecular weight of the protein may vary from the listed predicted molecular weight due to post translational modifications, post translation cleavages, relative charges, and other experimental factors.

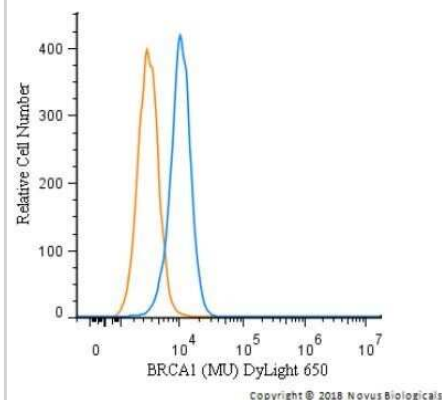


## Images

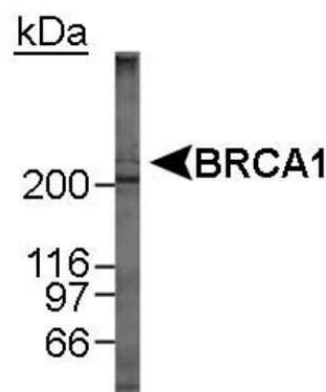
Western Blot: BRCA1 Antibody (MU) - Azide and BSA Free [NBP2-80602] - Detection of BRCA1 using NB100-600. Image from the standard format of this antibody.



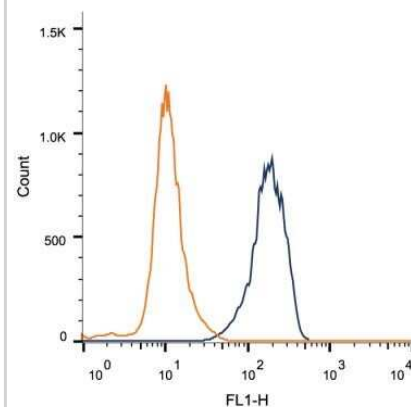
Flow Cytometry: BRCA1 Antibody (MU) - Azide and BSA Free [NBP2-80602] - An intracellular stain was performed on MCF7 cells with BRCA1 Antibody [MU] NB100-600C (blue) and a matched isotype control (orange). Cells were fixed with 4% PFA and then permeabilized with 0.1% saponin. Cells were incubated in an antibody dilution of 2.5 ug/mL for 30 minutes at room temperature. Both antibodies were directly conjugated to DyLight 650.



Western Blot: BRCA1 Antibody (MU) - Azide and BSA Free [NBP2-80602] - Detection of BRCA1 in MCF-7 whole cell lysate using NB100-600. 2 minute ECL exposure. Image from the standard format of this antibody.



Flow Cytometry: BRCA1 Antibody (MU) - Azide and BSA Free [NBP2-80602] - Intracellular flow cytometric staining of  $1 \times 10^6$  MCF-7 cells using BRCA1 antibody (dark blue). Isotype control shown in orange. Antibody at  $1 \mu\text{g}/1 \times 10^6$  cells was used. Image from the standard format of this antibody.





### **Novus Biologicals USA**

10730 E. Briarwood Avenue  
Centennial, CO 80112  
USA  
Phone: 303.730.1950  
Toll Free: 1.888.506.6887  
Fax: 303.730.1966  
nb-customerservice@bio-techne.com

### **Bio-Techne Canada**

21 Canmotor Ave  
Toronto, ON M8Z 4E6  
Canada  
Phone: 905.827.6400  
Toll Free: 855.668.8722  
Fax: 905.827.6402  
canada.inquires@bio-techne.com

### **Bio-Techne Ltd**

19 Barton Lane  
Abingdon Science Park  
Abingdon, OX14 3NB, United Kingdom  
Phone: (44) (0) 1235 529449  
Free Phone: 0800 37 34 15  
Fax: (44) (0) 1235 533420  
info.EMEA@bio-techne.com

### **General Contact Information**

www.novusbio.com  
Technical Support: nb-technical@bio-techne.com  
Orders: nb-customerservice@bio-techne.com  
General: novus@novusbio.com

### **Products Related to NBP2-80602**

---

NBP2-33376H	Blue Marker Antibody (6F4-F6) [HRP]
HAF007	Goat anti-Mouse IgG Secondary Antibody [HRP]
NB7539	Goat anti-Mouse IgG (H+L) Secondary Antibody [HRP]
NBP1-43317-0.5mg	Mouse IgG2b Kappa Light Chain Isotype Control (MG2b)

---

### **Limitations**

This product is for research use only and is not approved for use in humans or in clinical diagnosis. Primary Antibodies are guaranteed for 1 year from date of receipt.

For more information on our 100% guarantee, please visit [www.novusbio.com/guarantee](http://www.novusbio.com/guarantee)

Earn gift cards/discounts by submitting a review: [www.novusbio.com/reviews/submit/NBP2-80602](http://www.novusbio.com/reviews/submit/NBP2-80602)

Earn gift cards/discounts by submitting a publication using this product:  
[www.novusbio.com/publications](http://www.novusbio.com/publications)

