

Product Datasheet

Apolipoprotein A5 Antibody (1G5G9) - Azide and BSA Free NBP2-80580

Unit Size: 0.1 ml

Aliquot and store at -20C or -80C. Avoid freeze-thaw cycles.

www.novusbio.com



technical@novusbio.com

Protocols, Publications, Related Products, Reviews, Research Tools and Images at:
www.novusbio.com/NBP2-80580

Updated 9/9/2025 v.20.1

Earn rewards for product
reviews and publications.

Submit a publication at www.novusbio.com/publications

Submit a review at www.novusbio.com/reviews/destination/NBP2-80580



NBP2-80580

Apolipoprotein A5 Antibody (1G5G9) - Azide and BSA Free

Product Information	
Unit Size	0.1 ml
Concentration	1.9 mg/ml
Storage	Aliquot and store at -20C or -80C. Avoid freeze-thaw cycles.
Clonality	Monoclonal
Clone	1G5G9
Preservative	No Preservative
Isotype	IgG1 Kappa
Purity	Protein G purified
Buffer	PBS
Target Molecular Weight	41 kDa

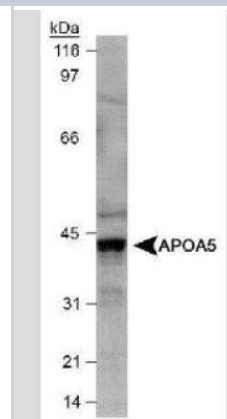
Product Description	
Description	Novus Biologicals Mouse Apolipoprotein A5 Antibody (1G5G9) - Azide and BSA Free (NB110-55454) is a monoclonal antibody validated for use in IHC, WB, ELISA and Flow. All Novus Biologicals antibodies are covered by our 100% guarantee.
Host	Mouse
Gene ID	116519
Gene Symbol	APOA5
Species	Human
Immunogen	Ni-NTA purified full-length recombinant human Apolipoprotein A5 expressed in E. Coli strain BL21 (DE3). [UniProt# Q6Q788]

Product Application Details	
Applications	Western Blot, Immunohistochemistry-Paraffin, ELISA, Flow Cytometry, Immunohistochemistry, CyTOF-ready, ICC/IF (Negative)
Recommended Dilutions	Western Blot 0.5 ug/ml, Flow Cytometry 1 ug per million cells, ELISA 1:100-1:2000, Immunohistochemistry 5 ug/ml, Immunohistochemistry-Paraffin 5 ug/ml, ICC/IF (Negative), CyTOF-ready
Application Notes	This Apolipoprotein A5 antibody is useful in ELISA, Immunohistochemistry paraffin embedded sections and Western blot. The observed molecular weight of the protein may vary from the listed predicted molecular weight due to post translational modifications, post translation cleavages, relative charges, and other experimental factors. This antibody is CyTOF ready.

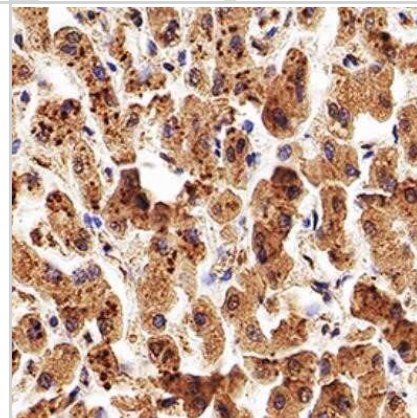


Images

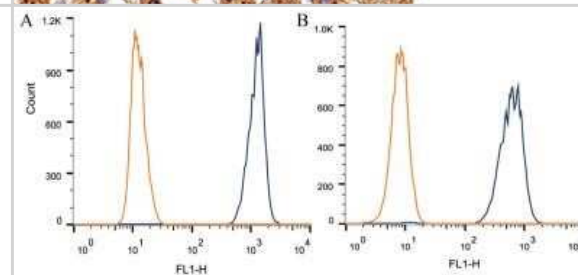
Western Blot: Apolipoprotein A5 Antibody (1G5G9) - Azide and BSA Free [NBP2-80580] - Detection of Apo A5 in HepG2 cell lysate. Image from the standard format of this antibody.




Immunohistochemistry-Paraffin: Apolipoprotein A5 Antibody (1G5G9) - Azide and BSA Free [NBP2-80580] - IHC analysis of a formalin fixed paraffin-embedded (FFPE) human liver using 5 ug/ml conc. of Apolipoprotein A5 antibody on a Bond Rx autostainer (Leica Biosystems). The assay involved 20 minutes of heat induced antigen retrieval (HIER) using 10mM sodium c




Flow Cytometry: Apolipoprotein A5 Antibody (1G5G9) - Azide and BSA Free [NBP2-80580] - Intracellular flow cytometric staining of 1×10^6 CHO (A) and HEK-293 (B) cells using Apolipoprotein A5 antibody (dark blue). Isotype control shown in orange. An antibody concentration of 1 ug/ 1×10^6 cells was used. Image from the standard format of this antibody.



Western Blot: Apolipoprotein A5 Antibody (1G5G9) - Azide and BSA Free [NBP2-80580] - Analysis in human serum total protein (lane 2). Lane 1 is a MW standard. Image from the standard format of this antibody.



Western Blot: Apolipoprotein A5 Antibody (1G5G9) - Azide and BSA Free [NBP2-80580] - Analysis of ApoA5 in HepG2 lysates Image from the standard format of this antibody.





Novus Biologicals USA

10730 E. Briarwood Avenue
Centennial, CO 80112
USA
Phone: 303.730.1950
Toll Free: 1.888.506.6887
Fax: 303.730.1966
nb-customerservice@bio-techne.com

Bio-Techne Canada

21 Canmotor Ave
Toronto, ON M8Z 4E6
Canada
Phone: 905.827.6400
Toll Free: 855.668.8722
Fax: 905.827.6402
canada.inquires@bio-techne.com

Bio-Techne Ltd

19 Barton Lane
Abingdon Science Park
Abingdon, OX14 3NB, United Kingdom
Phone: (44) (0) 1235 529449
Free Phone: 0800 37 34 15
Fax: (44) (0) 1235 533420
info.EMEA@bio-techne.com

General Contact Information

www.novusbio.com
Technical Support: nb-technical@bio-techne.com
Orders: nb-customerservice@bio-techne.com
General: novus@novusbio.com

Products Related to NBP2-80580

NBP2-33376H	Blue Marker Antibody (6F4-F6) [HRP]
HAF007	Goat anti-Mouse IgG Secondary Antibody [HRP]
NB7539	Goat anti-Mouse IgG (H+L) Secondary Antibody [HRP]
NBP1-43319-0.5mg	Mouse IgG1 Kappa Isotype Control (P3.6.2.8.1)

Limitations

This product is for research use only and is not approved for use in humans or in clinical diagnosis. Primary Antibodies are guaranteed for 1 year from date of receipt.

For more information on our 100% guarantee, please visit www.novusbio.com/guarantee

Earn gift cards/discounts by submitting a review: www.novusbio.com/reviews/submit/NBP2-80580

Earn gift cards/discounts by submitting a publication using this product:
www.novusbio.com/publications

