

Product Datasheet

Androgen R/NR3C4 Antibody (2H8) - Azide and BSA Free NBP2-80576

Unit Size: 0.1 ml

Store at 4C short term. Aliquot and store at -20C long term. Avoid freeze-thaw cycles.

www.novusbio.com



technical@novusbio.com

Protocols, Publications, Related Products, Reviews, Research Tools and Images at:
www.novusbio.com/NBP2-80576

Updated 9/9/2025 v.20.1

Earn rewards for product
reviews and publications.

Submit a publication at www.novusbio.com/publications

Submit a review at www.novusbio.com/reviews/destination/NBP2-80576



NBP2-80576**Androgen R/NR3C4 Antibody (2H8) - Azide and BSA Free**

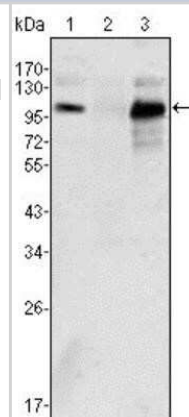
Product Information	
Unit Size	0.1 ml
Concentration	1 mg/ml
Storage	Store at 4C short term. Aliquot and store at -20C long term. Avoid freeze-thaw cycles.
Clonality	Monoclonal
Clone	2H8
Preservative	No Preservative
Isotype	IgG1
Purity	Ammonium sulfate precipitation
Buffer	PBS
Target Molecular Weight	110 kDa

Product Description	
Description	Novus Biologicals Mouse Androgen R/NR3C4 Antibody (2H8) - Azide and BSA Free (NBP1-47471) is a monoclonal antibody validated for use in IHC, WB and ELISA. All Novus Biologicals antibodies are covered by our 100% guarantee.
Host	Mouse
Gene ID	367
Gene Symbol	AR
Species	Human
Immunogen	Purified recombinant fragment of human Androgen Receptor expressed in E. coli. [UniProt# P10275]

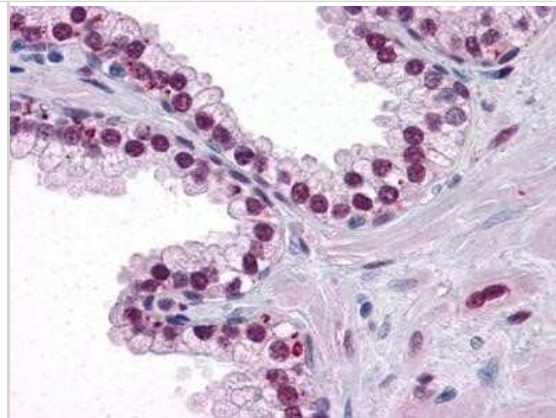
Product Application Details	
Applications	Western Blot, Immunohistochemistry-Paraffin, ELISA, Immunohistochemistry
Recommended Dilutions	Western Blot 1:500-1:2000, ELISA 1:10000, Immunohistochemistry 1:200-1:1000, Immunohistochemistry-Paraffin 1:200-1:1000
Application Notes	This Androgen Receptor (2H8) antibody is useful in Western Blot, Immunohistochemistry on paraffin-embedded sections and ELISA.

Images

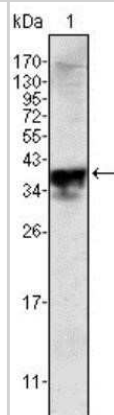
Western Blot: Androgen R/NR3C4 Antibody (2H8) - Azide and BSA Free [NBP2-80576] - Analysis using Androgen Receptor mouse mAb against K562 (1), Jurkat (2) and LNCaP (3) cell lysates. Image from the standard format of this antibody.



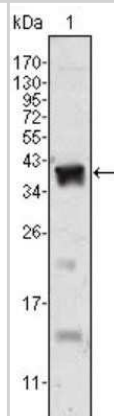
Immunohistochemistry-Paraffin: Androgen R/NR3C4 Antibody (2H8) - Azide and BSA Free [NBP2-80576] - Analysis of paraffin-embedded human Prostate tissues using Androgen Receptor mouse mAb Image from the standard format of this antibody.



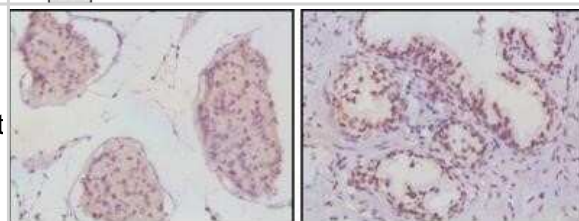
Western Blot: Androgen R/NR3C4 Antibody (2H8) - Azide and BSA Free [NBP2-80576] - Analysis using Androgen Receptor mouse mAb against Androgen Receptor (aa221-321)-hlgGfc transfected HEK293 cell lysate. Image from the standard format of this antibody.



Western Blot: Androgen R/NR3C4 Antibody (2H8) - Azide and BSA Free [NBP2-80576] - Analysis using Androgen Receptor mouse mAb against human recombinant Androgen Receptor. Image from the standard format of this antibody.



Immunohistochemistry-Paraffin: Androgen R/NR3C4 Antibody (2H8) - Azide and BSA Free [NBP2-80576] - Analysis of paraffin-embedded human testis (left) and prostate cancer tissues (right) using Androgen Receptor mouse mAb with DAB staining. Image from the standard format of this antibody.





Novus Biologicals USA

10730 E. Briarwood Avenue
Centennial, CO 80112
USA
Phone: 303.730.1950
Toll Free: 1.888.506.6887
Fax: 303.730.1966
nb-customerservice@bio-techne.com

Bio-Techne Canada

21 Canmotor Ave
Toronto, ON M8Z 4E6
Canada
Phone: 905.827.6400
Toll Free: 855.668.8722
Fax: 905.827.6402
canada.inquires@bio-techne.com

Bio-Techne Ltd

19 Barton Lane
Abingdon Science Park
Abingdon, OX14 3NB, United Kingdom
Phone: (44) (0) 1235 529449
Free Phone: 0800 37 34 15
Fax: (44) (0) 1235 533420
info.EMEA@bio-techne.com

General Contact Information

www.novusbio.com
Technical Support: nb-technical@bio-techne.com
Orders: nb-customerservice@bio-techne.com
General: novus@novusbio.com

Products Related to NBP2-80576

NBP2-33376H	Blue Marker Antibody (6F4-F6) [HRP]
HAF007	Goat anti-Mouse IgG Secondary Antibody [HRP]
NB7539	Goat anti-Mouse IgG (H+L) Secondary Antibody [HRP]
NBP1-97005-0.5mg	Mouse IgG1 Isotype Control (MG1)

Limitations

This product is for research use only and is not approved for use in humans or in clinical diagnosis. Primary Antibodies are guaranteed for 1 year from date of receipt.

For more information on our 100% guarantee, please visit www.novusbio.com/guarantee

Earn gift cards/discounts by submitting a review: www.novusbio.com/reviews/submit/NBP2-80576

Earn gift cards/discounts by submitting a publication using this product:
www.novusbio.com/publications

