

# Product Datasheet

## ABCG8 Antibody (1B10A5) - Azide and BSA Free NBP2-80560

Unit Size: 0.1 ml

Store at 4C short term. Aliquot and store at -20C long term. Avoid freeze-thaw cycles.

[www.novusbio.com](http://www.novusbio.com)



[technical@novusbio.com](mailto:technical@novusbio.com)

Protocols, Publications, Related Products, Reviews, Research Tools and Images at:  
[www.novusbio.com/NBP2-80560](http://www.novusbio.com/NBP2-80560)

Updated 9/9/2025 v.20.1

Earn rewards for product  
reviews and publications.

Submit a publication at [www.novusbio.com/publications](http://www.novusbio.com/publications)

Submit a review at [www.novusbio.com/reviews/destination/NBP2-80560](http://www.novusbio.com/reviews/destination/NBP2-80560)



**NBP2-80560**

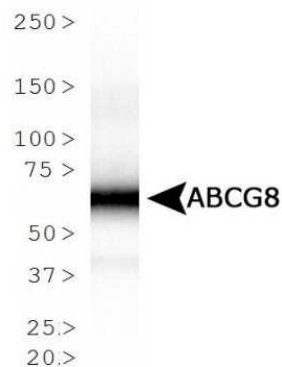
ABCG8 Antibody (1B10A5) - Azide and BSA Free

<b>Product Information</b>	
<b>Unit Size</b>	0.1 ml
<b>Concentration</b>	1 mg/ml
<b>Storage</b>	Store at 4C short term. Aliquot and store at -20C long term. Avoid freeze-thaw cycles.
<b>Clonality</b>	Monoclonal
<b>Clone</b>	1B10A5
<b>Preservative</b>	No Preservative
<b>Isotype</b>	IgG
<b>Purity</b>	Protein G purified
<b>Buffer</b>	Tris-Glycine, 0.15 M NaCl
<b>Product Description</b>	
<b>Description</b>	Novus Biologicals Knockout (KO) Validated Mouse ABCG8 Antibody (1B10A5) - Azide and BSA Free (NBP1-71706) is a monoclonal antibody validated for use in IHC, WB, ICC/IF and IP. All Novus Biologicals antibodies are covered by our 100% guarantee.
<b>Host</b>	Mouse
<b>Gene ID</b>	64241
<b>Gene Symbol</b>	ABCG8
<b>Species</b>	Human, Mouse
<b>Immunogen</b>	Full length mouse ABCG8 [Swiss-Prot# Q9DBM0]
<b>Product Application Details</b>	
<b>Applications</b>	Western Blot, Immunohistochemistry-Paraffin, Immunocytochemistry/Immunofluorescence, Immunohistochemistry, Immunoprecipitation, Knockout Validated
<b>Recommended Dilutions</b>	Western Blot 1:1000, Immunohistochemistry 1:100, Immunocytochemistry/Immunofluorescence 1:100, Immunoprecipitation 25ug, Immunohistochemistry-Paraffin 1:100, Knockout Validated
<b>Application Notes</b>	This ABCG8 (clone 1B10A5) antibody is useful for Western blot, Immunoprecipitation, Immunocytochemistry/Immunofluorescence and Immunohistochemistry on paraffin-embedded sections.

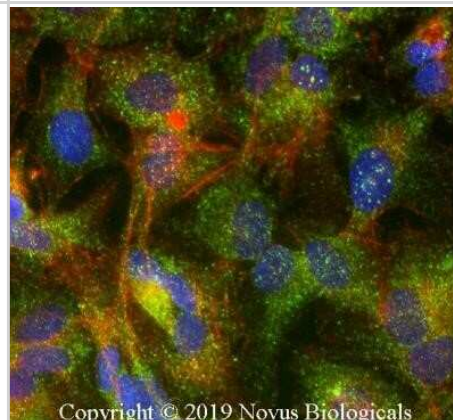


## Images

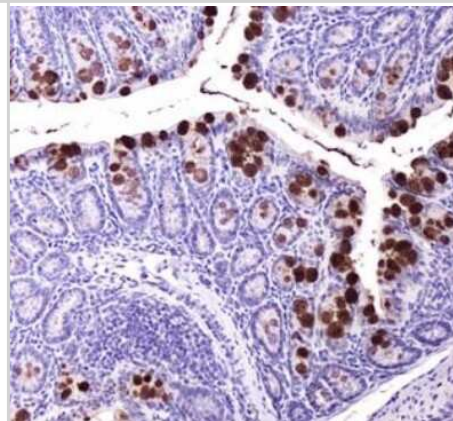
Western Blot: ABCG8 Antibody (1B10A5) - Azide and BSA Free [NBP2-80560] - Analysis of ABCG8 expression in ABCG8 lysate using NBP1-71706. Image from the standard format of this antibody.



Immunocytochemistry/Immunofluorescence: ABCG8 Antibody (1B10A5) - Azide and BSA Free [NBP2-80560] - HepG2 cells were fixed for 10 minutes using 10% formalin and then permeabilized for 5 minutes using 1X PBS + 0.1% Saponin. The cells were incubated with anti-ABCG8 Antibody (1B10A5) at 2 ug/ml overnight at 4C and detected with an anti-mouse Dylight 488 (Green) at a 1:500 dilution. Actin was detected with Phalloidin 568 (Red) at a 1:200 dilution. Nuclei were counterstained with DAPI (Blue). Cells were imaged using a 40X objective. Image from the standard format of this antibody.



Immunohistochemistry: ABCG8 Antibody (1B10A5) - Azide and BSA Free [NBP2-80560] - Immunohistochemical analysis of ABCG8 in mouse intestine using NBP1-71706. Image from the standard format of this antibody.





### **Novus Biologicals USA**

10730 E. Briarwood Avenue  
Centennial, CO 80112  
USA  
Phone: 303.730.1950  
Toll Free: 1.888.506.6887  
Fax: 303.730.1966  
nb-customerservice@bio-techne.com

### **Bio-Techne Canada**

21 Canmotor Ave  
Toronto, ON M8Z 4E6  
Canada  
Phone: 905.827.6400  
Toll Free: 855.668.8722  
Fax: 905.827.6402  
canada.inquires@bio-techne.com

### **Bio-Techne Ltd**

19 Barton Lane  
Abingdon Science Park  
Abingdon, OX14 3NB, United Kingdom  
Phone: (44) (0) 1235 529449  
Free Phone: 0800 37 34 15  
Fax: (44) (0) 1235 533420  
info.EMEA@bio-techne.com

### **General Contact Information**

www.novusbio.com  
Technical Support: nb-technical@bio-techne.com  
Orders: nb-customerservice@bio-techne.com  
General: novus@novusbio.com

### **Products Related to NBP2-80560**

---

NBP2-33376H	Blue Marker Antibody (6F4-F6) [HRP]
HAF007	Goat anti-Mouse IgG Secondary Antibody [HRP]
NB7539	Goat anti-Mouse IgG (H+L) Secondary Antibody [HRP]
NBP1-97019-5mg	Mouse IgG Isotype Control

---

### **Limitations**

This product is for research use only and is not approved for use in humans or in clinical diagnosis. Primary Antibodies are guaranteed for 1 year from date of receipt.

For more information on our 100% guarantee, please visit [www.novusbio.com/guarantee](http://www.novusbio.com/guarantee)

Earn gift cards/discounts by submitting a review: [www.novusbio.com/reviews/submit/NBP2-80560](http://www.novusbio.com/reviews/submit/NBP2-80560)

Earn gift cards/discounts by submitting a publication using this product:  
[www.novusbio.com/publications](http://www.novusbio.com/publications)

