

# Product Datasheet

## ABCG2/CD338 Antibody (3G8) - Azide and BSA Free NBP2-80558

Unit Size: 0.1 ml

Store at 4C short term. Aliquot and store at -20C long term. Avoid freeze-thaw cycles.

[www.novusbio.com](http://www.novusbio.com)



[technical@novusbio.com](mailto:technical@novusbio.com)

Protocols, Publications, Related Products, Reviews, Research Tools and Images at:  
[www.novusbio.com/NBP2-80558](http://www.novusbio.com/NBP2-80558)

Updated 9/9/2025 v.20.1

Earn rewards for product  
reviews and publications.

Submit a publication at [www.novusbio.com/publications](http://www.novusbio.com/publications)

Submit a review at [www.novusbio.com/reviews/destination/NBP2-80558](http://www.novusbio.com/reviews/destination/NBP2-80558)



**NBP2-80558**

ABCG2/CD338 Antibody (3G8) - Azide and BSA Free

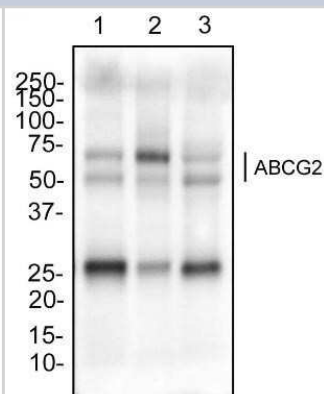
Product Information	
Unit Size	0.1 ml
Concentration	1 mg/ml
Storage	Store at 4C short term. Aliquot and store at -20C long term. Avoid freeze-thaw cycles.
Clonality	Monoclonal
Clone	3G8
Preservative	No Preservative
Isotype	IgG1
Purity	Ammonium sulfate precipitation
Buffer	PBS
Target Molecular Weight	65 kDa

Product Description	
Description	Novus Biologicals Mouse ABCG2/CD338 Antibody (3G8) - Azide and BSA Free (NBP2-22124) is a monoclonal antibody validated for use in IHC, WB, ELISA, Flow and ICC/IF. All Novus Biologicals antibodies are covered by our 100% guarantee.
Host	Mouse
Gene ID	9429
Gene Symbol	ABCG2
Species	Human, Mouse, Primate
Immunogen	Purified recombinant fragment of human ABCG2 expressed in E. coli. [Uniprot: Q9UNQ0]

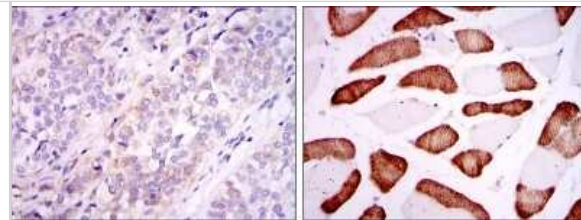
Product Application Details	
Applications	Western Blot, Immunohistochemistry-Paraffin, ELISA, Flow Cytometry, Immunocytochemistry/ Immunofluorescence, Immunohistochemistry, CyTOF-ready
Recommended Dilutions	Western Blot 1:500-1:2000, Flow Cytometry 1:200-1:400, ELISA 1:10000, Immunohistochemistry 1:10-1:500, Immunocytochemistry/ Immunofluorescence 1:200-1:1000, Immunohistochemistry-Paraffin 1:200-1:1000, CyTOF-ready
Application Notes	In Western blot, a dimer can be seen at 60-70 kDa representing ABCG2.

**Images**

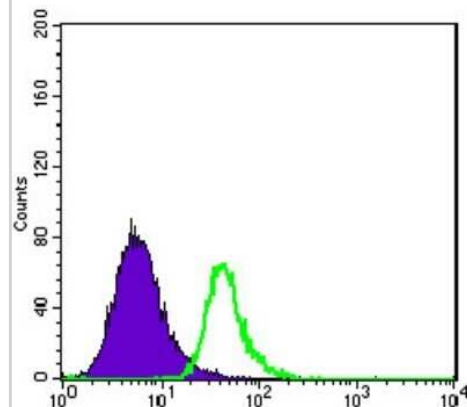
Western Blot: ABCG2/CD338 Antibody (3G8) - Azide and BSA Free [NBP2-80558] - Analysis of ABCG2 expression in (1) human small intestine, (2) human placenta and (3) mouse placenta tissue extracts. Image from the standard format of this antibody.



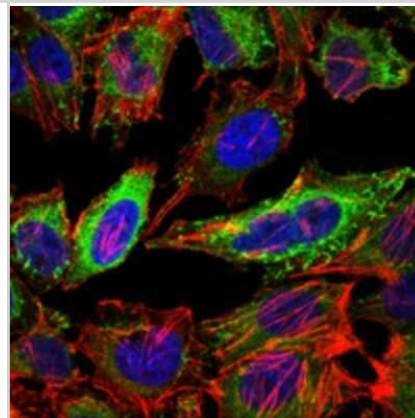
Immunocytochemistry: ABCG2/CD338 Antibody (3G8) - Azide and BSA Free [NBP2-80558] - Analysis of paraffin-embedded bladder cancer tissues (left) and skeletal muscle tissues (right) using ABCG2 mouse mAb with DAB staining. Image from the standard format of this antibody.



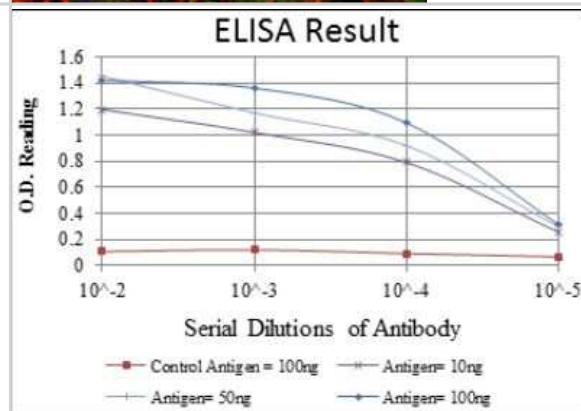
Flow Cytometry: ABCG2/CD338 Antibody (3G8) - Azide and BSA Free [NBP2-80558] - Analysis of HepG2 cells using ABCG2 mouse mAb (green) and negative control (purple). Image from the standard format of this antibody.



Immunocytochemistry/Immunofluorescence: ABCG2/CD338 Antibody (3G8) - Azide and BSA Free [NBP2-80558] - Analysis of Hela cells using ABCG2 mouse mAb (green). DRAQ5 fluorescent DNA dye (blue). Actin filaments have been labeled with Alexa Fluor-555 phalloidin (red). Image from the standard format of this antibody.



ELISA: ABCG2/CD338 Antibody (3G8) - Azide and BSA Free [NBP2-80558] - Red: Control Antigen (100ng), Purple: Antigen (10ng), Green: Antigen (50ng), Blue: Antigen (100ng). Image from the standard format of this antibody.





### **Novus Biologicals USA**

10730 E. Briarwood Avenue  
Centennial, CO 80112  
USA  
Phone: 303.730.1950  
Toll Free: 1.888.506.6887  
Fax: 303.730.1966  
nb-customerservice@bio-techne.com

### **Bio-Techne Canada**

21 Canmotor Ave  
Toronto, ON M8Z 4E6  
Canada  
Phone: 905.827.6400  
Toll Free: 855.668.8722  
Fax: 905.827.6402  
canada.inquires@bio-techne.com

### **Bio-Techne Ltd**

19 Barton Lane  
Abingdon Science Park  
Abingdon, OX14 3NB, United Kingdom  
Phone: (44) (0) 1235 529449  
Free Phone: 0800 37 34 15  
Fax: (44) (0) 1235 533420  
info.EMEA@bio-techne.com

### **General Contact Information**

www.novusbio.com  
Technical Support: nb-technical@bio-techne.com  
Orders: nb-customerservice@bio-techne.com  
General: novus@novusbio.com

### **Products Related to NBP2-80558**

---

NBP2-33376H	Blue Marker Antibody (6F4-F6) [HRP]
HAF007	Goat anti-Mouse IgG Secondary Antibody [HRP]
NB7539	Goat anti-Mouse IgG (H+L) Secondary Antibody [HRP]
NBP1-97005-0.5mg	Mouse IgG1 Isotype Control (MG1)

---

### **Limitations**

This product is for research use only and is not approved for use in humans or in clinical diagnosis. Primary Antibodies are guaranteed for 1 year from date of receipt.

For more information on our 100% guarantee, please visit [www.novusbio.com/guarantee](http://www.novusbio.com/guarantee)

Earn gift cards/discounts by submitting a review: [www.novusbio.com/reviews/submit/NBP2-80558](http://www.novusbio.com/reviews/submit/NBP2-80558)

Earn gift cards/discounts by submitting a publication using this product:  
[www.novusbio.com/publications](http://www.novusbio.com/publications)

