

Product Datasheet

ABCA1 Antibody (HJ1) - Azide and BSA Free NBP2-80554

Unit Size: 0.1 ml

Store at 4C short term. Aliquot and store at -20C long term. Avoid freeze-thaw cycles.

www.novusbio.com



technical@novusbio.com

Protocols, Publications, Related Products, Reviews, Research Tools and Images at:
www.novusbio.com/NBP2-80554

Updated 9/9/2025 v.20.1

Earn rewards for product
reviews and publications.

Submit a publication at www.novusbio.com/publications

Submit a review at www.novusbio.com/reviews/destination/NBP2-80554



NBP2-80554

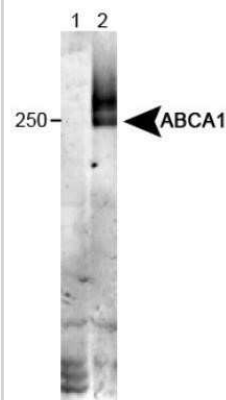
ABCA1 Antibody (HJ1) - Azide and BSA Free

Product Information	
Unit Size	0.1 ml
Concentration	1 mg/ml
Storage	Store at 4C short term. Aliquot and store at -20C long term. Avoid freeze-thaw cycles.
Clonality	Monoclonal
Clone	HJ1
Preservative	No Preservative
Isotype	IgG2b Kappa
Purity	Protein G purified
Buffer	PBS
Target Molecular Weight	250 kDa
Product Description	
Description	Novus Biologicals Mouse ABCA1 Antibody (HJ1) - Azide and BSA Free (NB100-2068) is a monoclonal antibody validated for use in IHC, WB, Flow and ICC/IF. All Novus Biologicals antibodies are covered by our 100% guarantee.
Host	Mouse
Gene ID	19
Gene Symbol	ABCA1
Species	Human, Mouse, Rat
Reactivity Notes	Human, rat, rabbit and mouse.
Immunogen	50 kDa N-terminal extracellular loop of mouse ABCA1 [UniProt# P41233]
Product Application Details	
Applications	Western Blot, Immunohistochemistry-Paraffin, Flow Cytometry, Immunocytochemistry/ Immunofluorescence, Immunohistochemistry, CyTOF-ready
Recommended Dilutions	Western Blot 1:2000, Flow Cytometry 1 ug per million cells. Use reported in scientific literature, Immunohistochemistry 1:400, Immunocytochemistry/ Immunofluorescence reported in scientific literature (PMID 31061090), Immunohistochemistry-Paraffin 1:400, CyTOF-ready
Application Notes	In Western blot a band is seen ~250 kDa. Prior to immunostaining paraffin tissues, antigen retrieval with sodium citrate buffer (pH 6.0) is recommended. This antibody is CyTOF ready.

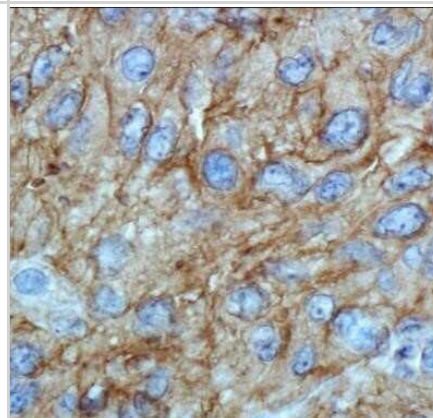


Images

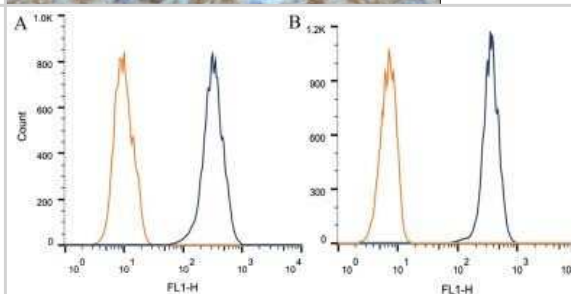
Western Blot: ABCA1 Antibody (HJ1) - Azide and BSA Free [NBP2-80554] - Detection of ABCA1 in wildtype liver tissue (in RIPA) Lane 1: KO mouse liver tissue. Lane 2: WT mouse liver tissue. Image from the standard format of this antibody.



Immunohistochemistry: ABCA1 Antibody (HJ1) - Azide and BSA Free [NBP2-80554] - Analysis of ABCA1 in human renal cancer using DAB with hematoxylin counterstain. Image from the standard format of this antibody.



Flow Cytometry: ABCA1 Antibody (HJ1) - Azide and BSA Free [NBP2-80554] - Staining of 1×10^6 CHO (A) and HEK-293 (B) cells using ABCA1 antibody (dark blue). Isotype control shown in orange. An antibody concentration of $1 \mu\text{g}/1 \times 10^6$ cells was used. Image from the standard format of this antibody.





Novus Biologicals USA

10730 E. Briarwood Avenue
Centennial, CO 80112
USA
Phone: 303.730.1950
Toll Free: 1.888.506.6887
Fax: 303.730.1966
nb-customerservice@bio-techne.com

Bio-Techne Canada

21 Canmotor Ave
Toronto, ON M8Z 4E6
Canada
Phone: 905.827.6400
Toll Free: 855.668.8722
Fax: 905.827.6402
canada.inquires@bio-techne.com

Bio-Techne Ltd

19 Barton Lane
Abingdon Science Park
Abingdon, OX14 3NB, United Kingdom
Phone: (44) (0) 1235 529449
Free Phone: 0800 37 34 15
Fax: (44) (0) 1235 533420
info.EMEA@bio-techne.com

General Contact Information

www.novusbio.com
Technical Support: nb-technical@bio-techne.com
Orders: nb-customerservice@bio-techne.com
General: novus@novusbio.com

Products Related to NBP2-80554

NBP3-11828	THP-1 TO901317 Treated / Untreated Cell Lysate
NBP2-33376H	Blue Marker Antibody (6F4-F6) [HRP]
HAF007	Goat anti-Mouse IgG Secondary Antibody [HRP]
NB7539	Goat anti-Mouse IgG (H+L) Secondary Antibody [HRP]
NBP1-43317-0.5mg	Mouse IgG2b Kappa Light Chain Isotype Control (MG2b)

Limitations

This product is for research use only and is not approved for use in humans or in clinical diagnosis. Primary Antibodies are guaranteed for 1 year from date of receipt.

For more information on our 100% guarantee, please visit www.novusbio.com/guarantee

Earn gift cards/discounts by submitting a review: www.novusbio.com/reviews/submit/NBP2-80554

Earn gift cards/discounts by submitting a publication using this product:
www.novusbio.com/publications

