

# Product Datasheet

## 5'-Nucleotidase/CD73 Antibody (AD2) - Azide and BSA Free NBP2-80552

Unit Size: 0.1 ml

Store at 4C short term. Aliquot and store at -20C long term. Avoid freeze-thaw cycles.

[www.novusbio.com](http://www.novusbio.com)



[technical@novusbio.com](mailto:technical@novusbio.com)

Protocols, Publications, Related Products, Reviews, Research Tools and Images at:  
[www.novusbio.com/NBP2-80552](http://www.novusbio.com/NBP2-80552)

Updated 9/9/2025 v.20.1

Earn rewards for product  
reviews and publications.

Submit a publication at [www.novusbio.com/publications](http://www.novusbio.com/publications)

Submit a review at [www.novusbio.com/reviews/destination/NBP2-80552](http://www.novusbio.com/reviews/destination/NBP2-80552)



**NBP2-80552****5'-Nucleotidase/CD73 Antibody (AD2) - Azide and BSA Free**

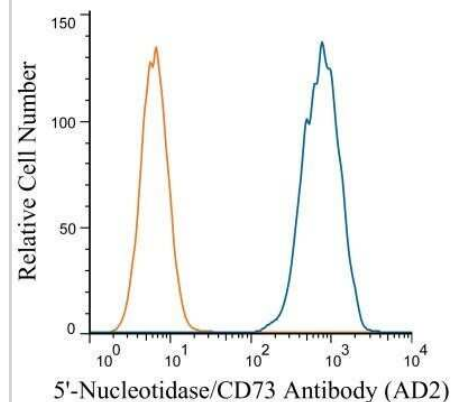
<b>Product Information</b>	
<b>Unit Size</b>	0.1 ml
<b>Concentration</b>	1 mg/ml
<b>Storage</b>	Store at 4C short term. Aliquot and store at -20C long term. Avoid freeze-thaw cycles.
<b>Clonality</b>	Monoclonal
<b>Clone</b>	AD2
<b>Preservative</b>	No Preservative
<b>Isotype</b>	IgG1 Kappa
<b>Purity</b>	Protein G purified
<b>Buffer</b>	PBS

<b>Product Description</b>	
<b>Description</b>	Novus Biologicals Mouse 5'-Nucleotidase/CD73 Antibody (AD2) - Azide and BSA Free (NBP2-48480) is a monoclonal antibody validated for use in IHC and Flow. All Novus Biologicals antibodies are covered by our 100% guarantee.
<b>Host</b>	Mouse
<b>Gene ID</b>	4907
<b>Gene Symbol</b>	NT5E
<b>Species</b>	Human
<b>Immunogen</b>	Human CD73 [UniProt# P21589]

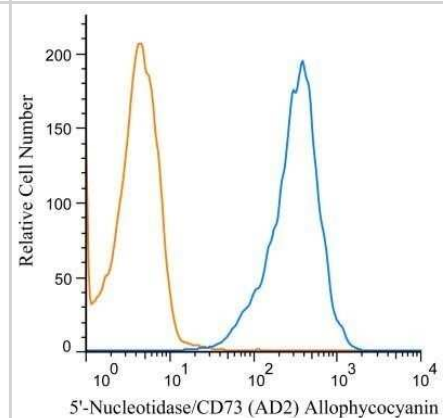
<b>Product Application Details</b>	
<b>Applications</b>	Flow Cytometry, Flow (Cell Surface), Immunohistochemistry, Immunohistochemistry-Frozen, CyTOF-ready
<b>Recommended Dilutions</b>	Flow Cytometry 1:500, Immunohistochemistry, Immunohistochemistry-Frozen reported in scientific literature (PMID 1989648), Flow (Cell Surface), CyTOF-ready

## Images

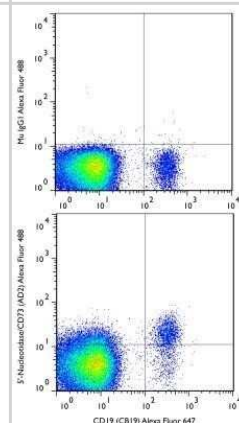
Flow (Cell Surface): 5'-Nucleotidase/CD73 Antibody (AD2) - Azide and BSA Free [NBP2-80552] - A surface stain was performed on U87 MG cells with 5'-Nucleotidase/CD73 Antibody (AD2) antibody NBP2-48480 (blue) and a matched isotype control (orange). Cells were incubated in an antibody dilution of 1 ug/mL for 20 minutes at room temperature, followed by Dylight488-conjugated anti-mouse secondary antibody. Image from the standard format of this antibody.



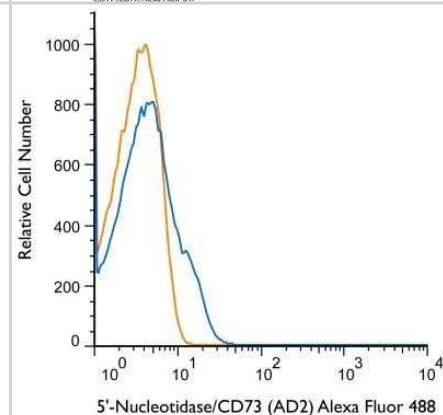
Flow (Cell Surface): 5'-Nucleotidase/CD73 Antibody (AD2) - Azide and BSA Free [NBP2-80552] - A cell surface stain was performed on U87MG cells with NBP2-48480APC (blue) and a matched isotype control NBP2-27287APC (orange). Cells were incubated in an antibody dilution of 0.5 ug/mL for 20 minutes at room temperature. Both antibodies were directly conjugated to Allophycocyanin. Image using the Allophycocyanin form of this antibody.



Flow (Cell Surface): 5'-Nucleotidase/CD73 Antibody (AD2) - Azide and BSA Free [NBP2-80552] - A surface stain was performed on human peripheral blood lymphocytes with CD73 (AD2) antibody NBP2-48480AF488 and a matched isotype control NBP2-27287AF488. Cells were incubated in an antibody dilution of 5 ug/mL for 20 minutes at room temperature. A co-stain was performed with NBP2-25196AF647. Image from the standard format of this antibody.



Flow Cytometry: 5'-Nucleotidase/CD73 Antibody (AD2) - Azide and BSA Free [NBP2-80552] - A surface stain was performed on CD3+ human peripheral blood lymphocytes with CD73 (AD2) antibody NBP2-48480AF488 and a matched isotype control NBP2-27287AF488. Cells were incubated in an antibody dilution of 10 ug/mL for 20 minutes at room temperature. A co-stain was performed with NBP2-25186PCP. Image from the standard format of this antibody.





### **Novus Biologicals USA**

10730 E. Briarwood Avenue  
Centennial, CO 80112  
USA  
Phone: 303.730.1950  
Toll Free: 1.888.506.6887  
Fax: 303.730.1966  
nb-customerservice@bio-techne.com

### **Bio-Techne Canada**

21 Canmotor Ave  
Toronto, ON M8Z 4E6  
Canada  
Phone: 905.827.6400  
Toll Free: 855.668.8722  
Fax: 905.827.6402  
canada.inquires@bio-techne.com

### **Bio-Techne Ltd**

19 Barton Lane  
Abingdon Science Park  
Abingdon, OX14 3NB, United Kingdom  
Phone: (44) (0) 1235 529449  
Free Phone: 0800 37 34 15  
Fax: (44) (0) 1235 533420  
info.EMEA@bio-techne.com

### **General Contact Information**

www.novusbio.com  
Technical Support: nb-technical@bio-techne.com  
Orders: nb-customerservice@bio-techne.com  
General: novus@novusbio.com

### **Products Related to NBP2-80552**

---

HAF007	Goat anti-Mouse IgG Secondary Antibody [HRP]
NB7539	Goat anti-Mouse IgG (H+L) Secondary Antibody [HRP]
NBP1-43319-0.5mg	Mouse IgG1 Kappa Isotype Control (P3.6.2.8.1)
NBP2-51548-0.05mg	Recombinant Human 5'-Nucleotidase/CD73 His Protein

---

### **Limitations**

This product is for research use only and is not approved for use in humans or in clinical diagnosis. Primary Antibodies are guaranteed for 1 year from date of receipt.

For more information on our 100% guarantee, please visit [www.novusbio.com/guarantee](http://www.novusbio.com/guarantee)

Earn gift cards/discounts by submitting a review: [www.novusbio.com/reviews/submit/NBP2-80552](http://www.novusbio.com/reviews/submit/NBP2-80552)

Earn gift cards/discounts by submitting a publication using this product:  
[www.novusbio.com/publications](http://www.novusbio.com/publications)

