

# Product Datasheet

## TTC11 Antibody - BSA Free NBP2-80111

Unit Size: 100 ug

Store at 4C short term. Aliquot and store at -20C long term. Avoid freeze-thaw cycles.

[www.novusbio.com](http://www.novusbio.com)



[technical@novusbio.com](mailto:technical@novusbio.com)

Protocols, Publications, Related Products, Reviews, Research Tools and Images at:  
[www.novusbio.com/NBP2-80111](http://www.novusbio.com/NBP2-80111)

Updated 9/9/2025 v.20.1

Earn rewards for product  
reviews and publications.

Submit a publication at [www.novusbio.com/publications](http://www.novusbio.com/publications)

Submit a review at [www.novusbio.com/reviews/destination/NBP2-80111](http://www.novusbio.com/reviews/destination/NBP2-80111)



**NBP2-80111**

TTC11 Antibody - BSA Free

| <b>Product Information</b> |  |
|----------------------------|--|
| <b>Unit Size</b>           | 100 ug   |
| <b>Concentration</b>       | 1 mg/ml  |
| <b>Storage</b>             | Store at 4C short term. Aliquot and store at -20C long term. Avoid freeze-thaw cycles. |
| <b>Clonality</b>           | Polyclonal   |
| <b>Preservative</b>        | 0.02% Sodium Azide   |
| <b>Isotype</b>             | IgG  |
| <b>Purity</b>              | Protein A purified   |
| <b>Buffer</b>              | PBS containing 10% glycerol  |

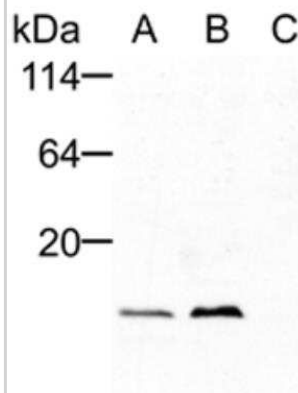
| <b>Product Description</b> |  |
|----------------------------|--|
| <b>Description</b>         | Novus Biologicals Rabbit TTC11 Antibody - BSA Free (NBP2-80111) is a polyclonal antibody validated for use in WB, ICC/IF and IP. All Novus Biologicals antibodies are covered by our 100% guarantee. |
| <b>Host</b>                | Rabbit   |
| <b>Gene ID</b>             | 51024  |
| <b>Gene Symbol</b>         | FIS1   |
| <b>Species</b>             | Human, Mouse, Rat  |
| <b>Immunogen</b>           | Recombinant human TTC11.   |

| <b>Product Application Details</b> |  |
|------------------------------------|--|
| <b>Applications</b>                | Western Blot, Immunocytochemistry/ Immunofluorescence, Immunoprecipitation                   |
| <b>Recommended Dilutions</b>       | Western Blot 1:500, Immunocytochemistry/ Immunofluorescence 1:200, Immunoprecipitation 1:200 |

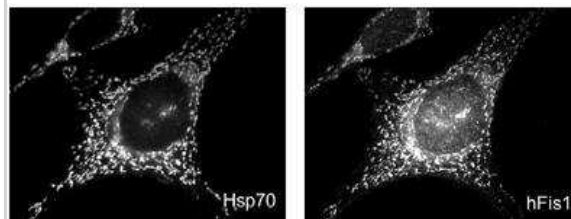


## Images

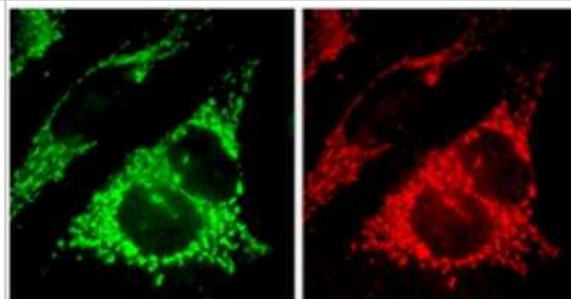
Western Blot: TTC11 Antibody [NBP2-80111] - Detection of endogenous Fis1 by Western blot (1:1000) using anti-Fis1, pAb. 10 ug mitochondrial proteins from mouse brain (A) and kidney (B); 10 ug cytosolic proteins from mouse liver (C).



Immunocytochemistry/Immunofluorescence: TTC11 Antibody [NBP2-80111] - Localization of endogenous human Fis1 in HeLa cells. Double staining with mtHSP70, mAb (JG1) [left] and using anti-Fis1, pAb [right] on methanol fixed cells reveals mitochondrial localization.



Immunocytochemistry/Immunofluorescence: TTC11 Antibody [NBP2-80111] - Immunocytochemical staining and detection of endogenous Fis1 (red) (right) and endogenous mitochondrial Hsp70 (green) (left) in methanol fixed HeLa cells using anti-Fis1, pAb. Picture courtesy of P. Parone, University of Geneva.





### **Novus Biologicals USA**

10730 E. Briarwood Avenue  
Centennial, CO 80112  
USA  
Phone: 303.730.1950  
Toll Free: 1.888.506.6887  
Fax: 303.730.1966  
nb-customerservice@bio-techne.com

### **Bio-Techne Canada**

21 Canmotor Ave  
Toronto, ON M8Z 4E6  
Canada  
Phone: 905.827.6400  
Toll Free: 855.668.8722  
Fax: 905.827.6402  
canada.inquires@bio-techne.com

### **Bio-Techne Ltd**

19 Barton Lane  
Abingdon Science Park  
Abingdon, OX14 3NB, United Kingdom  
Phone: (44) (0) 1235 529449  
Free Phone: 0800 37 34 15  
Fax: (44) (0) 1235 533420  
info.EMEA@bio-techne.com

### **General Contact Information**

www.novusbio.com  
Technical Support: nb-technical@bio-techne.com  
Orders: nb-customerservice@bio-techne.com  
General: novus@novusbio.com

### **Products Related to NBP2-80111**

---

|             |   |
|-------------|---|
| NBP2-33376H | Blue Marker Antibody (6F4-F6) [HRP]                 |
| HAF008      | Goat anti-Rabbit IgG Secondary Antibody [HRP]       |
| NB7160      | Goat anti-Rabbit IgG (H+L) Secondary Antibody [HRP] |
| NBP2-24891  | Rabbit IgG Isotype Control                          |

---

### **Limitations**

This product is for research use only and is not approved for use in humans or in clinical diagnosis. Primary Antibodies are guaranteed for 1 year from date of receipt.

For more information on our 100% guarantee, please visit [www.novusbio.com/guarantee](http://www.novusbio.com/guarantee)

Earn gift cards/discounts by submitting a review: [www.novusbio.com/reviews/submit/NBP2-80111](http://www.novusbio.com/reviews/submit/NBP2-80111)

Earn gift cards/discounts by submitting a publication using this product:  
[www.novusbio.com/publications](http://www.novusbio.com/publications)

