

# Product Datasheet

## Bmf Antibody (17A9) - BSA Free NBP2-80091

Unit Size: 100 ug

Store at 4C short term. Aliquot and store at -20C long term. Avoid freeze-thaw cycles.

[www.novusbio.com](http://www.novusbio.com)



[technical@novusbio.com](mailto:technical@novusbio.com)

Protocols, Publications, Related Products, Reviews, Research Tools and Images at:  
[www.novusbio.com/NBP2-80091](http://www.novusbio.com/NBP2-80091)

Updated 9/9/2025 v.20.1

Earn rewards for product  
reviews and publications.

Submit a publication at [www.novusbio.com/publications](http://www.novusbio.com/publications)

Submit a review at [www.novusbio.com/reviews/destination/NBP2-80091](http://www.novusbio.com/reviews/destination/NBP2-80091)



**NBP2-80091**

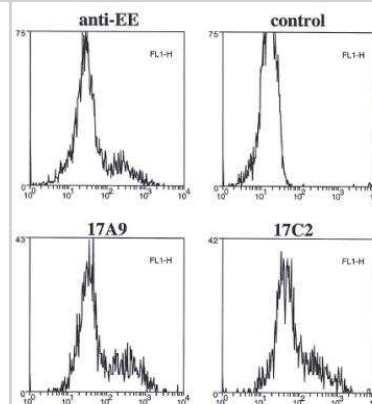
Bmf Antibody (17A9) - BSA Free

<b>Product Information</b>	
<b>Unit Size</b>	100 ug
<b>Concentration</b>	1 mg/ml
<b>Storage</b>	Store at 4C short term. Aliquot and store at -20C long term. Avoid freeze-thaw cycles.
<b>Clonality</b>	Monoclonal
<b>Clone</b>	17A9
<b>Preservative</b>	0.02% Sodium Azide
<b>Isotype</b>	IgG2a Kappa
<b>Purity</b>	Protein G purified
<b>Buffer</b>	PBS
<b>Product Description</b>	
<b>Description</b>	Novus Biologicals Knockout (KO) Validated Rat Bmf Antibody (17A9) - BSA Free (NBP2-80091) is a monoclonal antibody validated for use in IHC, WB, ELISA, Flow, ICC/IF and IP. All Novus Biologicals antibodies are covered by our 100% guarantee.
<b>Host</b>	Rat
<b>Gene ID</b>	90427
<b>Gene Symbol</b>	BMF
<b>Species</b>	Mouse, Rat
<b>Specificity/Sensitivity</b>	Recognizes an epitope within the peptide sequence aa 13-27 of mouse and rat Bmf. Detects bands of ~25kDa and ~30kDa by Western blot, corresponding to endogenous Bmf and BmfL. Does not cross-react with human Bmf.
<b>Immunogen</b>	Recombinant full length mouse Bmf and synthetic peptides corresponding to aa 13-27 and aa 112-126 of mouse Bmf.
<b>Product Application Details</b>	
<b>Applications</b>	Western Blot, ELISA, Flow Cytometry, Immunocytochemistry/ Immunofluorescence, Immunohistochemistry, Immunoprecipitation, Knockout Validated
<b>Recommended Dilutions</b>	Western Blot, Flow Cytometry, ELISA, Immunohistochemistry, Immunocytochemistry/ Immunofluorescence, Immunoprecipitation, Knockout Validated

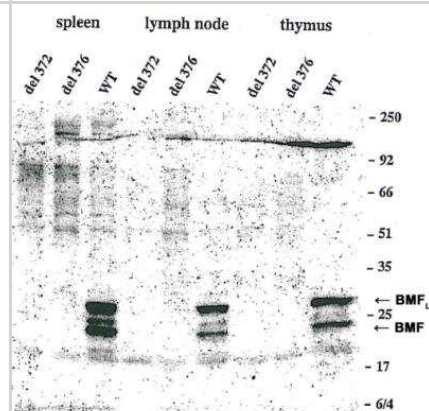


## Images

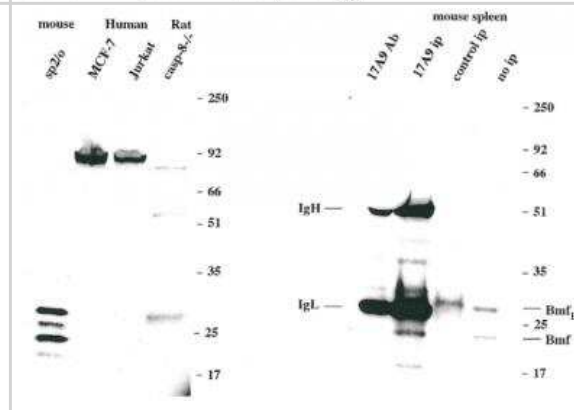
Flow Cytometry: Bmf Antibody (17A9) - BSA Free [NBP2-80091] - Data of overexpressed EE-tagged Bmf in 293T cells, fixed with 1% PFA, permeabilized with saponin and stained intracellularly with Bmf (mouse/rat), mAb (17A9) (Prod. No. NBP2-80091)



Bmf Antibody (17A9) - BSA Free [NBP2-80091] - Using Bmf (mouse/rat), mAb (17A9) (Prod. No. NBP2-80091) detecting endogenous Bmf in mouse spleen, lymph node and thymus as two bands of ~25 and ~30 kDa, but not in tissues from two knock-out Bmf strains del 372 and del 376.



Immunoprecipitation: Bmf Antibody (17A9) - BSA Free [NBP2-80091] - Of endogenous Bmf from mouse spleen cells using MAb to Bmf (17A9) (Prod. No. NBP2-80091).





### **Novus Biologicals USA**

10730 E. Briarwood Avenue  
Centennial, CO 80112  
USA  
Phone: 303.730.1950  
Toll Free: 1.888.506.6887  
Fax: 303.730.1966  
nb-customerservice@bio-techne.com

### **Bio-Techne Canada**

21 Canmotor Ave  
Toronto, ON M8Z 4E6  
Canada  
Phone: 905.827.6400  
Toll Free: 855.668.8722  
Fax: 905.827.6402  
canada.inquires@bio-techne.com

### **Bio-Techne Ltd**

19 Barton Lane  
Abingdon Science Park  
Abingdon, OX14 3NB, United Kingdom  
Phone: (44) (0) 1235 529449  
Free Phone: 0800 37 34 15  
Fax: (44) (0) 1235 533420  
info.EMEA@bio-techne.com

### **General Contact Information**

www.novusbio.com  
Technical Support: nb-technical@bio-techne.com  
Orders: nb-customerservice@bio-techne.com  
General: novus@novusbio.com

### **Products Related to NBP2-80091**

---

NBP2-33376H	Blue Marker Antibody (6F4-F6) [HRP]
HAF005	Goat anti-Rat IgG Secondary Antibody [HRP]
NB7115	Goat anti-Rat IgG (H+L) Secondary Antibody [HRP]
NBP1-43321-0.5mg	Rat IgG2a Kappa Light Chain Isotype Control (R2a)

---

### **Limitations**

This product is for research use only and is not approved for use in humans or in clinical diagnosis. Primary Antibodies are guaranteed for 1 year from date of receipt.

For more information on our 100% guarantee, please visit [www.novusbio.com/guarantee](http://www.novusbio.com/guarantee)

Earn gift cards/discounts by submitting a review: [www.novusbio.com/reviews/submit/NBP2-80091](http://www.novusbio.com/reviews/submit/NBP2-80091)

Earn gift cards/discounts by submitting a publication using this product:  
[www.novusbio.com/publications](http://www.novusbio.com/publications)

