

Product Datasheet

FTO Antibody (AG103) - Azide and BSA Free NBP2-80051-100ug

Unit Size: 100 ug

Store at 4C short term. Aliquot and store at -20C long term. Avoid freeze-thaw cycles.

www.novusbio.com



technical@novusbio.com

Protocols, Publications, Related Products, Reviews, Research Tools and Images at:
www.novusbio.com/NBP2-80051

Updated 9/9/2025 v.20.1

Earn rewards for product
reviews and publications.

Submit a publication at www.novusbio.com/publications

Submit a review at www.novusbio.com/reviews/destination/NBP2-80051



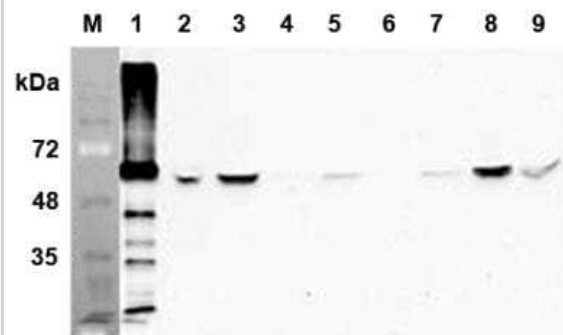
NBP2-80051-100ug

FTO Antibody (AG103) - Azide and BSA Free

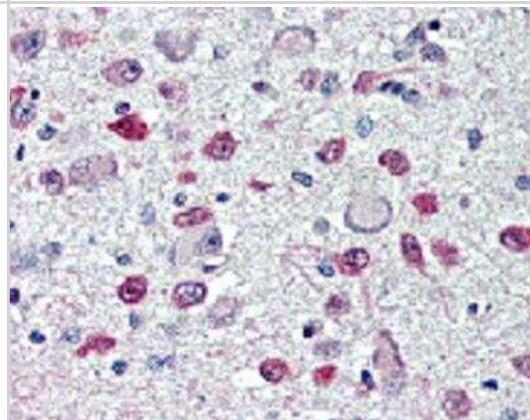
Product Information	
Unit Size	100 ug
Concentration	1 mg/ml
Storage	Store at 4C short term. Aliquot and store at -20C long term. Avoid freeze-thaw cycles.
Clonality	Monoclonal
Clone	AG103
Preservative	No Preservative
Isotype	IgG2a Kappa
Purity	Protein G purified
Buffer	0.2 um-filtered solution in PBS, pH 7.4
Product Description	
Description	Novus Biologicals Mouse FTO Antibody (AG103) - Azide and BSA Free (NBP2-80051) is a monoclonal antibody validated for use in IHC, WB, ELISA and IP. All Novus Biologicals antibodies are covered by our 100% guarantee.
Host	Mouse
Gene ID	79068
Gene Symbol	FTO
Species	Human
Immunogen	Recombinant human FTO.
Product Application Details	
Applications	Western Blot, Immunohistochemistry-Paraffin, ELISA, Immunohistochemistry, Immunoprecipitation
Recommended Dilutions	Western Blot 1:2000 - 1:5000, ELISA 1:2000 - 1:5000, Immunohistochemistry 5 - 10 ug/mL, Immunoprecipitation 5 ug/mL, Immunohistochemistry-Paraffin 5 - 10 ug/mL
Application Notes	<p>Immunoprecipitation: 5 ug/ml per sample in a final reaction volume of 500-1000 ul.</p> <p>Western Blot: 1:2000-1:5000 using ECL. Suggested blocking and dilution buffer is PBST containing 0.05% Tween 20 and 5% skim milk. Suggested incubation time is 1 hour at room temperature.</p>

Images

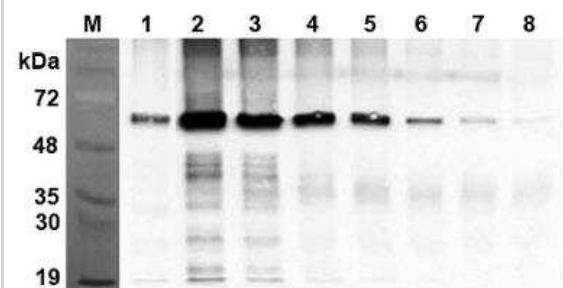
Western Blot: FTO Antibody (AG103) [NBP2-80051] - Analysis of human FTO using anti-human FTO mAb (AG103) at 1:1,000 dilution: 1. hFTO (His-tagged) 100ng. 2. HEK293T 100ug. 3. HEK293E 100ug. 4. HepG2 100ug. 5. Hep3B 50ug. 6. VIT1 80ug. 7. THP1 74ug. 8. Molt4 96ug. 9. A549 48ug



Immunohistochemistry-Paraffin: FTO Antibody (AG103) [NBP2-80051] - Immunohistochemical staining of FTO with anti-FTO (human), mAb (AG103) in brain, hypothalamus and paraventricular nucleus (5~10 ug/mL). This antibody has been tested in immunohistochemistry, analyzed by an anatomic pathologist and validated for use in IHC applications against formalin-fixed, paraffin-embedded human tissues. The image shows the localization of the antibody as the precipitated red signal, with a hematoxylin purple nuclear counterstain (40x).



Immunoprecipitation: FTO Antibody (AG103) [NBP2-80051] - Immunoprecipitation of recombinant human FTO proteins using anti-FTO (human), mAb (AG103) at different concentrations. The precipitated proteins were separated by SDS-PAGE, electroblotted, and visualized by Western blot with rabbit anti-mouse FTO pAb. 1. hFTO (His-tagged) recombinant control 100ng. 2. hFTO (His-tagged) 5ug. 3. hFTO (His-tagged) 2.5ug. 4. hFTO (His-tagged) 1.25ug. 5. hFTO (His-tagged) 0.625ug. 6. hFTO (His-tagged) 0.312ug. 7. hFTO (His-tagged) 0.156ug. 8. hFTO (His-tagged) 0.078ug





Novus Biologicals USA

10730 E. Briarwood Avenue
Centennial, CO 80112
USA
Phone: 303.730.1950
Toll Free: 1.888.506.6887
Fax: 303.730.1966
nb-customerservice@bio-techne.com

Bio-Techne Canada

21 Canmotor Ave
Toronto, ON M8Z 4E6
Canada
Phone: 905.827.6400
Toll Free: 855.668.8722
Fax: 905.827.6402
canada.inquires@bio-techne.com

Bio-Techne Ltd

19 Barton Lane
Abingdon Science Park
Abingdon, OX14 3NB, United Kingdom
Phone: (44) (0) 1235 529449
Free Phone: 0800 37 34 15
Fax: (44) (0) 1235 533420
info.EMEA@bio-techne.com

General Contact Information

www.novusbio.com
Technical Support: nb-technical@bio-techne.com
Orders: nb-customerservice@bio-techne.com
General: novus@novusbio.com

Products Related to NBP2-80051-100ug

NBP2-33376H	Blue Marker Antibody (6F4-F6) [HRP]
HAF007	Goat anti-Mouse IgG Secondary Antibody [HRP]
NB7539	Goat anti-Mouse IgG (H+L) Secondary Antibody [HRP]
NBP1-96981-0.5mg	Mouse IgG2a Kappa Isotype Control (M2AK)

Limitations

This product is for research use only and is not approved for use in humans or in clinical diagnosis. Primary Antibodies are guaranteed for 1 year from date of receipt.

For more information on our 100% guarantee, please visit www.novusbio.com/guarantee

Earn gift cards/discounts by submitting a review: www.novusbio.com/reviews/submit/NBP2-80051

Earn gift cards/discounts by submitting a publication using this product:
www.novusbio.com/publications

