

Product Datasheet

FTO Antibody (FT62-6) - Azide and BSA Free NBP2-80050-100ug

Unit Size: 100 ug

Store at 4C short term. Aliquot and store at -20C long term. Avoid freeze-thaw cycles.

www.novusbio.com



technical@novusbio.com

Protocols, Publications, Related Products, Reviews, Research Tools and Images at:
www.novusbio.com/NBP2-80050

Updated 9/9/2025 v.20.1

Earn rewards for product
reviews and publications.

Submit a publication at www.novusbio.com/publications

Submit a review at www.novusbio.com/reviews/destination/NBP2-80050



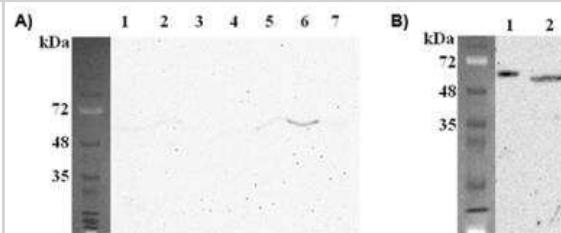
NBP2-80050-100ug

FTO Antibody (FT62-6) - Azide and BSA Free

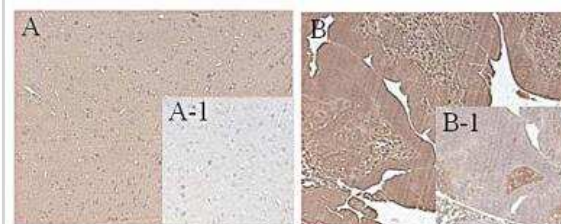
Product Information	
Unit Size	100 ug
Concentration	1 mg/ml
Storage	Store at 4C short term. Aliquot and store at -20C long term. Avoid freeze-thaw cycles.
Clonality	Monoclonal
Clone	FT62-6
Preservative	No Preservative
Isotype	IgG1 Kappa
Purity	Protein G purified
Buffer	0.2 um-filtered solution in PBS, pH 7.4
Product Description	
Description	Novus Biologicals Mouse FTO Antibody (FT62-6) - Azide and BSA Free (NBP2-80050) is a monoclonal antibody validated for use in IHC, WB, ELISA and IP. All Novus Biologicals antibodies are covered by our 100% guarantee.
Host	Mouse
Gene ID	79068
Gene Symbol	FTO
Species	Mouse
Specificity/Sensitivity	Recognizes mouse FTO. Weakly cross-reacts with human FTO. Does not cross-react with rat FTO.
Immunogen	Recombinant human FTO.
Product Application Details	
Applications	Western Blot, Immunohistochemistry-Paraffin, ELISA, Immunohistochemistry, Immunoprecipitation
Recommended Dilutions	Western Blot 1:2000 - 1:5000, ELISA 1:2000 - 1:5000, Immunohistochemistry 1:100 - 1:500, Immunoprecipitation 5 ug/mL, Immunohistochemistry-Paraffin 1:100 - 1:500
Application Notes	<p>Immunoprecipitation: 5ug/ml per sample in a final reaction volume of 500-1000 ul.</p> <p>Western Blot: 1:2000-1:5000 using ECL. Suggested blocking and dilution buffer is PBST containing 0.05% Tween 20 and 5% skim milk. Suggested incubation time is 1 hour at room temperature.</p>

Images

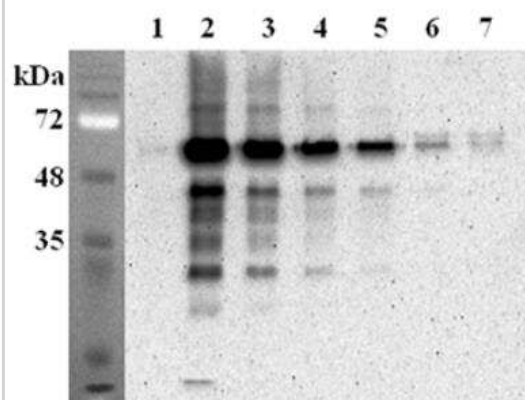
Western Blot: FTO Antibody (FT62-6) [NBP2-80050] - Analysis using anti-FTO (mouse), mAb (FT62-6) at 1:2'000 dilution. A) 1: Mouse kidney (200 ug). 2: Mouse spleen (200 ug). 3: Mouse heart (200 ug). 4: Mouse liver (500 ug). 5: Mouse stomach (200 ug). 6: Mouse brain (300 ug). 7: Mouse lung (200 ug). B) 1: Mouse FTO (10 ng). 2: 3T3L1 (100 ug).



Immunohistochemistry-Paraffin: FTO Antibody (FT62-6) [NBP2-80050] - Immunohistochemical staining of mouse FTO using anti-FTO (mouse), mAb (FT62-6) in mouse tissue (1:500 dilution, 200X). A. Immunoperoxidase staining of formalin-Fixed, paraffin-embedded mouse brain. A-1. Isotype control, mouse brain. B. Immunoperoxidase staining of formalin-Fixed, paraffin-embedded mouse uterus. B-1. Isotype control, mouse uterus.



Immunoprecipitation: FTO Antibody (FT62-6) [NBP2-80050] - Immunoprecipitation confirmed by recombinant mouse FTO. Recombinant mouse FTO proteins at different concentrations were precipitated using anti-FTO (mouse), mAb (FT62-6). The precipitated proteins were separated by SDS-PAGE, electroblotted, and visualized by western blot with rabbit anti-mouse FTO pAb. 1. mFTO (His-tagged) recombinant control 50 ng. 2. mFTO (His-tagged) 10 ug. 3. mFTO (His-tagged) 5 ug. 4. mFTO (His-tagged) 2.5 ug. 5. mFTO (His-tagged) 1.25 ug. 6. mFTO (His-tagged) 0.312 ug. 7. mFTO (His-tagged) 0.156 ug.





Novus Biologicals USA

10730 E. Briarwood Avenue
Centennial, CO 80112
USA
Phone: 303.730.1950
Toll Free: 1.888.506.6887
Fax: 303.730.1966
nb-customerservice@bio-techne.com

Bio-Techne Canada

21 Canmotor Ave
Toronto, ON M8Z 4E6
Canada
Phone: 905.827.6400
Toll Free: 855.668.8722
Fax: 905.827.6402
canada.inquires@bio-techne.com

Bio-Techne Ltd

19 Barton Lane
Abingdon Science Park
Abingdon, OX14 3NB, United Kingdom
Phone: (44) (0) 1235 529449
Free Phone: 0800 37 34 15
Fax: (44) (0) 1235 533420
info.EMEA@bio-techne.com

General Contact Information

www.novusbio.com
Technical Support: nb-technical@bio-techne.com
Orders: nb-customerservice@bio-techne.com
General: novus@novusbio.com

Products Related to NBP2-80050-100ug

NBP2-33376H	Blue Marker Antibody (6F4-F6) [HRP]
HAF007	Goat anti-Mouse IgG Secondary Antibody [HRP]
NB7539	Goat anti-Mouse IgG (H+L) Secondary Antibody [HRP]
NBP1-43319-0.5mg	Mouse IgG1 Kappa Isotype Control (P3.6.2.8.1)

Limitations

This product is for research use only and is not approved for use in humans or in clinical diagnosis. Primary Antibodies are guaranteed for 1 year from date of receipt.

For more information on our 100% guarantee, please visit www.novusbio.com/guarantee

Earn gift cards/discounts by submitting a review: www.novusbio.com/reviews/submit/NBP2-80050

Earn gift cards/discounts by submitting a publication using this product:
www.novusbio.com/publications

