

Product Datasheet

Pref-1/DLK1/FA1 Antibody (PF299-1) - Azide and BSA Free NBP2-80047-100ug

Unit Size: 100 ug

Store at 4C short term. Aliquot and store at -20C long term. Avoid freeze-thaw cycles.

www.novusbio.com



technical@novusbio.com

Protocols, Publications, Related Products, Reviews, Research Tools and Images at:
www.novusbio.com/NBP2-80047

Updated 9/9/2025 v.20.1

**Earn rewards for product
reviews and publications.**

Submit a publication at www.novusbio.com/publications

Submit a review at www.novusbio.com/reviews/destination/NBP2-80047



NBP2-80047-100ug

Pref-1/DLK1/FA1 Antibody (PF299-1) - Azide and BSA Free

Product Information	
Unit Size	100 ug
Concentration	1 mg/ml
Storage	Store at 4C short term. Aliquot and store at -20C long term. Avoid freeze-thaw cycles.
Clonality	Monoclonal
Clone	PF299-1
Preservative	No Preservative
Isotype	IgG1 Kappa
Purity	Protein G purified
Buffer	0.2 um-filtered solution in PBS, pH 7.4

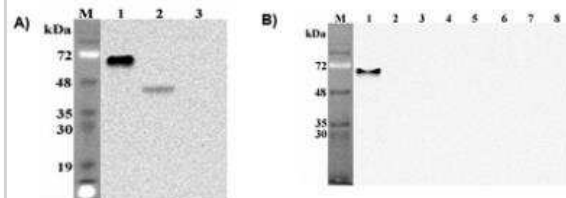
Product Description	
Description	Novus Biologicals Mouse Pref-1/DLK1/FA1 Antibody (PF299-1) - Azide and BSA Free (NBP2-80047) is a monoclonal antibody validated for use in IHC, WB, ELISA and Flow. All Novus Biologicals antibodies are covered by our 100% guarantee.
Host	Mouse
Gene ID	8788
Gene Symbol	DLK1
Species	Human
Specificity/Sensitivity	Recognizes human Pref-1/DLK1/FA1. Does not cross-react with mouse Pref-1/DLK1/FA1.
Immunogen	Recombinant human Pref-1/DLK1/FA1 (extracellular domain).

Product Application Details	
Applications	Western Blot, ELISA, Flow Cytometry, Immunohistochemistry, CyTOF-ready
Recommended Dilutions	Western Blot 1:2000 - 1:10000, Flow Cytometry 1:100 - 1:500, ELISA 1:2000 - 1:10000, Immunohistochemistry 1:100 - 1:500, CyTOF-ready
Application Notes	Western blot: 1:2000-1:10000 using ECL. Suggested blocking and dilution buffer is TBST with 0.05% Tween 20 and 5% skim milk. Suggested incubation time is 1 hour at room temperature.

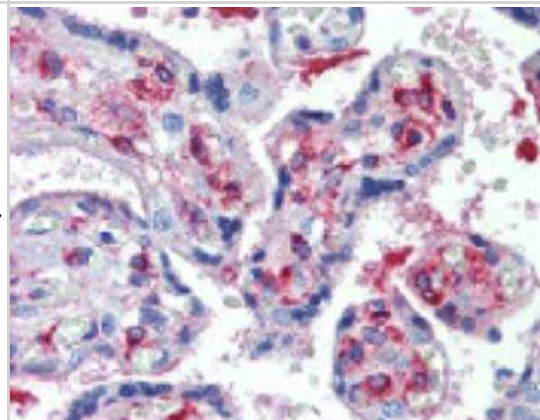


Images

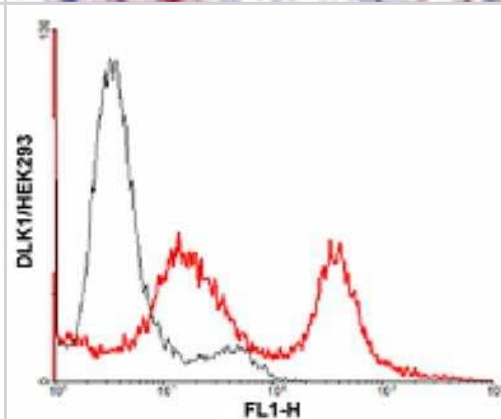
Western Blot: Pref-1/DLK1/FA1 Antibody (PF299-1) [NBP2-80047] - Analysis of human DLK1 using anti-DLK1 (human), mAb (PF299-1) at 1:2,000 dilution. Panel A. 1. Human DLK1-Fc protein. 2. Transfected human DLK1 full length cell lysate (HEK 293). 3. Mock Transfected HEK293 cell lysate. Panel B. 1. Human DLK1-Fc protein. 2. Mouse DLK1-Fc protein. 3. Human DNER-Fc protein. 4. Human DLL1-Fc protein. 5. Human DLL3-Fc protein. 6. Human-DLL4 Fc protein. 7. Human Jagged1-Fc protein. 8. Human FGF23-Fc protein.



Pref-1/DLK1/FA1 Antibody (PF299-1) [NBP2-80047] - Immunohistochemical staining of DLK1 using anti-DLK1 (human), mAb (PF299-1) in placenta, villi (1:500 dilution). This antibody has been tested in immunohistochemistry, analyzed by an anatomic pathologist and validated for use in IHC applications against formalin-fixed, paraffin-embedded human tissues. The image shows the localization of the antibody as the precipitated red signal, with a hematoxylin purple nuclear counterstain.



Pref-1/DLK1/FA1 Antibody (PF299-1) [NBP2-80047] - FACS: DLK1-transfected HEK 293 (Full length) cells were stained significantly using anti-DLK1 (human), mAb (PF299-1).





Novus Biologicals USA

10730 E. Briarwood Avenue
Centennial, CO 80112
USA
Phone: 303.730.1950
Toll Free: 1.888.506.6887
Fax: 303.730.1966
nb-customerservice@bio-techne.com

Bio-Techne Canada

21 Canmotor Ave
Toronto, ON M8Z 4E6
Canada
Phone: 905.827.6400
Toll Free: 855.668.8722
Fax: 905.827.6402
canada.inquires@bio-techne.com

Bio-Techne Ltd

19 Barton Lane
Abingdon Science Park
Abingdon, OX14 3NB, United Kingdom
Phone: (44) (0) 1235 529449
Free Phone: 0800 37 34 15
Fax: (44) (0) 1235 533420
info.EMEA@bio-techne.com

General Contact Information

www.novusbio.com
Technical Support: nb-technical@bio-techne.com
Orders: nb-customerservice@bio-techne.com
General: novus@novusbio.com

Products Related to NBP2-80047-100ug

NBP2-33376H	Blue Marker Antibody (6F4-F6) [HRP]
HAF007	Goat anti-Mouse IgG Secondary Antibody [HRP]
NB7539	Goat anti-Mouse IgG (H+L) Secondary Antibody [HRP]
NBP1-43319-0.5mg	Mouse IgG1 Kappa Isotype Control (P3.6.2.8.1)

Limitations

This product is for research use only and is not approved for use in humans or in clinical diagnosis. Primary Antibodies are guaranteed for 1 year from date of receipt.

For more information on our 100% guarantee, please visit www.novusbio.com/guarantee

Earn gift cards/discounts by submitting a review: www.novusbio.com/reviews/submit/NBP2-80047

Earn gift cards/discounts by submitting a publication using this product:
www.novusbio.com/publications

