

Product Datasheet

Drebrin 1 Antibody (DBN1/2880) - Azide and BSA Free NBP2-79902

Unit Size: 100 ug

Store at -20 to -80C. Avoid freeze-thaw cycles.

www.novusbio.com



technical@novusbio.com

Protocols, Publications, Related Products, Reviews, Research Tools and Images at:
www.novusbio.com/NBP2-79902

Updated 10/23/2024 v.20.1

Earn rewards for product
reviews and publications.

Submit a publication at www.novusbio.com/publications

Submit a review at www.novusbio.com/reviews/destination/NBP2-79902



NBP2-79902

Drebrin 1 Antibody (DBN1/2880) - Azide and BSA Free

Product Information	
Unit Size	100 ug
Concentration	1 mg/ml
Storage	Store at -20 to -80C. Avoid freeze-thaw cycles.
Clonality	Monoclonal
Clone	DBN1/2880
Preservative	No Preservative
Isotype	IgG1 Kappa
Purity	Protein G purified
Buffer	10 mM PBS
Target Molecular Weight	120 kDa

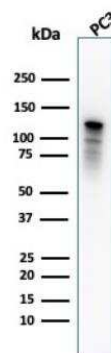
Product Description	
Description	1.0 mg/ml of antibody purified from Bioreactor Concentrate. Prepared in 10mM PBS WITHOUT BSA & azide. Also available at 200 ug/ml WITH BSA & azide (NBP2-79767). Antibody with azide - store at 2 to 8C. Antibody without azide - store at -20 to -80C.
Host	Mouse
Gene ID	1627
Gene Symbol	DBN1
Species	Human
Immunogen	Recombinant fragment (aa 150-281) of human Drebrin 1 protein (exact sequence is proprietary) (Uniprot: Q16643)

Product Application Details	
Applications	Western Blot, Immunohistochemistry, Immunohistochemistry-Paraffin, Protein Array
Recommended Dilutions	Western Blot, Immunohistochemistry 1-2 ug/ml, Immunohistochemistry-Paraffin 1-2 ug/ml, Protein Array
Application Notes	Immunohistochemistry (Formalin-fixed): 1-2ug/ml for 30 min at RT. Staining of formalin-fixed tissues requires heating tissue sections in 10mM Tris with 1mM EDTA, pH 9.0, for 45 min at 95C followed by cooling at RT for 20 minutes. Optimal dilution for a specific application should be determined.

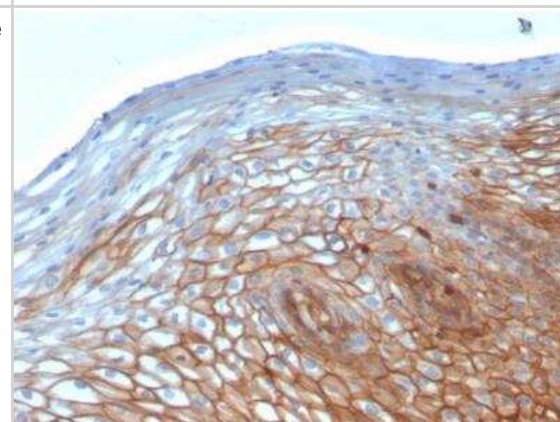


Images

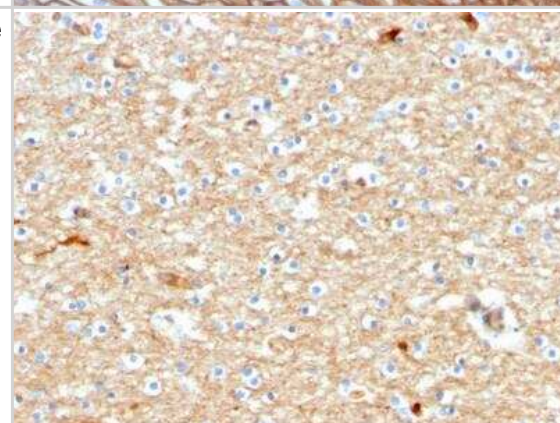
Western Blot: Drebrin 1 Antibody (DBN1/2880) - Azide and BSA Free [NBP2-79902] - Western Blot Analysis of PC3 cell lysate using Drebrin-1 Mouse Monoclonal Antibody (DBN1/2880).



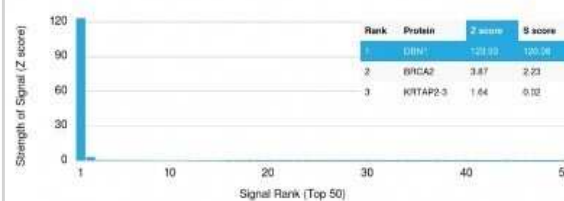
Immunohistochemistry-Paraffin: Drebrin 1 Antibody (DBN1/2880) - Azide and BSA Free [NBP2-79902] - Formalin-fixed, paraffin-embedded human Cervix stained with Drebrin-1 Mouse Monoclonal Antibody (DBN1/2880).



Immunohistochemistry-Paraffin: Drebrin 1 Antibody (DBN1/2880) - Azide and BSA Free [NBP2-79902] - Formalin-fixed, paraffin-embedded human Brain stained with Drebrin-1 Mouse Monoclonal Antibody (DBN1/2880).



Protein Array: Drebrin 1 Antibody (DBN1/2880) - Azide and BSA Free [NBP2-79902] - Analysis of Protein Array containing more than 19,000 full-length human proteins using Drebrin 1 Antibody (DBN1/2880). Z- and S- Score: The Z-score represents the strength of a signal that a monoclonal antibody (MAb) (in combination with a fluorescently-tagged anti-IgG secondary antibody) produces when binding to a particular protein on the HuProt(TM) array. Z-scores are described in units of standard deviations (SD's) above the mean value of all signals generated on that array. If targets on HuProt(TM) are arranged in descending order of the Z-score, the S-score is the difference (also in units of SD's) between the Z-score. S-score therefore represents the relative target specificity of a MAb to its intended target. A MAb is considered to specific to its intended target, if the MAb has an S-score of at least 2.5.





Novus Biologicals USA

10730 E. Briarwood Avenue
Centennial, CO 80112
USA
Phone: 303.730.1950
Toll Free: 1.888.506.6887
Fax: 303.730.1966
nb-customerservice@bio-techne.com

Bio-Techne Canada

21 Canmotor Ave
Toronto, ON M8Z 4E6
Canada
Phone: 905.827.6400
Toll Free: 855.668.8722
Fax: 905.827.6402
canada.inquires@bio-techne.com

Bio-Techne Ltd

19 Barton Lane
Abingdon Science Park
Abingdon, OX14 3NB, United Kingdom
Phone: (44) (0) 1235 529449
Free Phone: 0800 37 34 15
Fax: (44) (0) 1235 533420
info.EMEA@bio-techne.com

General Contact Information

www.novusbio.com
Technical Support: nb-technical@bio-techne.com
Orders: nb-customerservice@bio-techne.com
General: novus@novusbio.com

Products Related to NBP2-79902

HAF007	Goat anti-Mouse IgG Secondary Antibody [HRP]
NB720-B	Rabbit anti-Mouse IgG (H+L) Secondary Antibody [Biotin]
NBP1-43319-0.5mg	Mouse IgG1 Kappa Isotype Control (P3.6.2.8.1)
H00001627-P01-10ug	Recombinant Human Drebrin 1 GST (N-Term) Protein

Limitations

This product is for research use only and is not approved for use in humans or in clinical diagnosis. Primary Antibodies are guaranteed for 1 year from date of receipt.

For more information on our 100% guarantee, please visit www.novusbio.com/guarantee

Earn gift cards/discounts by submitting a review: www.novusbio.com/reviews/submit/NBP2-79902

Earn gift cards/discounts by submitting a publication using this product:
www.novusbio.com/publications

