

# Product Datasheet

## MUC4 Antibody (MUC4/3105) - Azide and BSA Free NBP2-79867

Unit Size: 100 ug

Store at -20 to -80C. Avoid freeze-thaw cycles.

[www.novusbio.com](http://www.novusbio.com)



[technical@novusbio.com](mailto:technical@novusbio.com)

Protocols, Publications, Related Products, Reviews, Research Tools and Images at:  
[www.novusbio.com/NBP2-79867](http://www.novusbio.com/NBP2-79867)

Updated 10/23/2024 v.20.1

Earn rewards for product  
reviews and publications.

Submit a publication at [www.novusbio.com/publications](http://www.novusbio.com/publications)

Submit a review at [www.novusbio.com/reviews/destination/NBP2-79867](http://www.novusbio.com/reviews/destination/NBP2-79867)



**NBP2-79867**

MUC4 Antibody (MUC4/3105) - Azide and BSA Free

Product Information	
Unit Size	100 ug
Concentration	1 mg/ml
Storage	Store at -20 to -80C. Avoid freeze-thaw cycles.
Clonality	Monoclonal
Clone	MUC4/3105
Preservative	No Preservative
Isotype	IgG2b Kappa
Purity	Protein A or G purified
Buffer	10 mM PBS
Target Molecular Weight	235 kDa

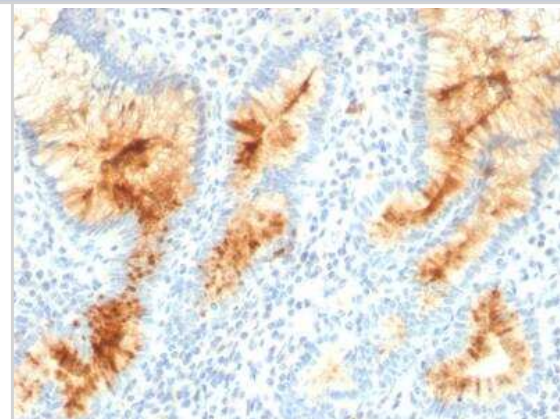
Product Description	
Description	1.0 mg/ml of antibody purified from Bioreactor Concentrate by Protein A/G. Prepared in 10mM PBS WITHOUT BSA & azide. Also available at 200 ug/ml WITH BSA & azide (NBP2-79732).  Antibody with azide - store at 2 to 8C. Antibody without azide - store at -20 to -80C.
Host	Mouse
Gene ID	4585
Gene Symbol	MUC4
Species	Human
Immunogen	Recombinant fragment (around aa 1730-1864) of human MUC4 protein (exact sequence is proprietary) (Uniprot: Q99102)

Product Application Details	
Applications	Immunohistochemistry, Immunohistochemistry-Paraffin, Protein Array
Recommended Dilutions	Immunohistochemistry 1 - 2 ug/mL, Immunohistochemistry-Paraffin 1 - 2 ug/mL, Protein Array
Application Notes	Immunohistochemistry (Formalin-fixed): 1-2ug/ml for 30 minutes at RT. Staining of formalin-fixed tissues requires heating tissue sections in 10mM Tris with 1mM EDTA, pH 9.0, for 45 min at 95C followed by cooling at RT for 20 minutes. Optimal dilution for a specific application should be determined.

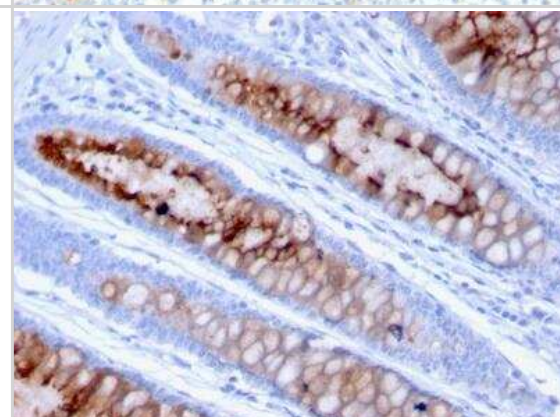


## Images

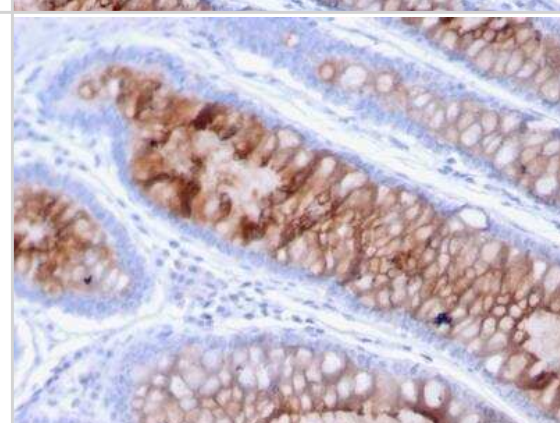
Immunohistochemistry-Paraffin: MUC4 Antibody (MUC4/3105) - Azide and BSA Free [NBP2-79867] - Formalin-fixed, paraffin-embedded human Gastric Carcinoma stained with MUC4 Mouse Monoclonal Antibody (MUC4/3105).



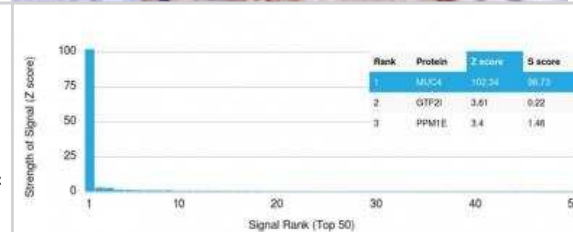
Immunohistochemistry-Paraffin: MUC4 Antibody (MUC4/3105) - Azide and BSA Free [NBP2-79867] - Formalin-fixed, paraffin-embedded human Colon Carcinoma stained with MUC4 Mouse Monoclonal Antibody (MUC4/3105).



Immunohistochemistry-Paraffin: MUC4 Antibody (MUC4/3105) - Azide and BSA Free [NBP2-79867] - Formalin-fixed, paraffin-embedded human Colon Carcinoma stained with MUC4 Mouse Monoclonal Antibody (MUC4/3105).



Protein Array: MUC4 Antibody (MUC4/3105) - Azide and BSA Free [NBP2-79867] - Z- and S- Score: The Z-score represents the strength of a signal that a monoclonal antibody (MAb) (in combination with a fluorescently-tagged anti-IgG secondary antibody) produces when binding to a particular protein on the HuProt™ array. Z-scores are described in units of standard deviations (SD's) above the mean value of all signals generated on that array. If targets on HuProt™ are arranged in descending order of the Z-score, the S-score is the difference (also in units of SD's) between the Z-score. S-score therefore represents the relative target specificity of a MAb to its intended target. A MAb is considered to specific to its intended target, if the MAb has an S-score of at least 2.5. For example, if a MAb binds to protein X with a Z-score of 43 and to protein Y with a Z-score of 14, then the S-score for the binding of that MAb to protein X is equal to 29.





### **Novus Biologicals USA**

10730 E. Briarwood Avenue  
Centennial, CO 80112  
USA  
Phone: 303.730.1950  
Toll Free: 1.888.506.6887  
Fax: 303.730.1966  
nb-customerservice@bio-techne.com

### **Bio-Techne Canada**

21 Canmotor Ave  
Toronto, ON M8Z 4E6  
Canada  
Phone: 905.827.6400  
Toll Free: 855.668.8722  
Fax: 905.827.6402  
canada.inquires@bio-techne.com

### **Bio-Techne Ltd**

19 Barton Lane  
Abingdon Science Park  
Abingdon, OX14 3NB, United Kingdom  
Phone: (44) (0) 1235 529449  
Free Phone: 0800 37 34 15  
Fax: (44) (0) 1235 533420  
info.EMEA@bio-techne.com

### **General Contact Information**

www.novusbio.com  
Technical Support: nb-technical@bio-techne.com  
Orders: nb-customerservice@bio-techne.com  
General: novus@novusbio.com

### **Products Related to NBP2-79867**

---

HAF007	Goat anti-Mouse IgG Secondary Antibody [HRP]
NB720-B	Rabbit anti-Mouse IgG (H+L) Secondary Antibody [Biotin]
NBP1-43317-0.5mg	Mouse IgG2b Kappa Light Chain Isotype Control (MG2b)
H00004585-Q01-10ug	Recombinant Human MUC4 GST (N-Term) Protein

---

### **Limitations**

This product is for research use only and is not approved for use in humans or in clinical diagnosis. Primary Antibodies are guaranteed for 1 year from date of receipt.

For more information on our 100% guarantee, please visit [www.novusbio.com/guarantee](http://www.novusbio.com/guarantee)

Earn gift cards/discounts by submitting a review: [www.novusbio.com/reviews/submit/NBP2-79867](http://www.novusbio.com/reviews/submit/NBP2-79867)

Earn gift cards/discounts by submitting a publication using this product:  
[www.novusbio.com/publications](http://www.novusbio.com/publications)

