

Product Datasheet

LSP1 Antibody (LSP1/3025) - Azide and BSA Free NBP2-79859

Unit Size: 100 ug

Store at -20 to -80C. Avoid freeze-thaw cycles.

www.novusbio.com



technical@novusbio.com

Protocols, Publications, Related Products, Reviews, Research Tools and Images at:
www.novusbio.com/NBP2-79859

Updated 10/23/2024 v.20.1

Earn rewards for product
reviews and publications.

Submit a publication at www.novusbio.com/publications

Submit a review at www.novusbio.com/reviews/destination/NBP2-79859



NBP2-79859

LSP1 Antibody (LSP1/3025) - Azide and BSA Free

| Product Information | |
|-------------------------|---|
| Unit Size | 100 ug |
| Concentration | 1 mg/ml |
| Storage | Store at -20 to -80C. Avoid freeze-thaw cycles. |
| Clonality | Monoclonal |
| Clone | LSP1/3025 |
| Preservative | No Preservative |
| Isotype | IgG1 Kappa |
| Purity | Protein A or G purified |
| Buffer | 10 mM PBS |
| Target Molecular Weight | 52 kDa |

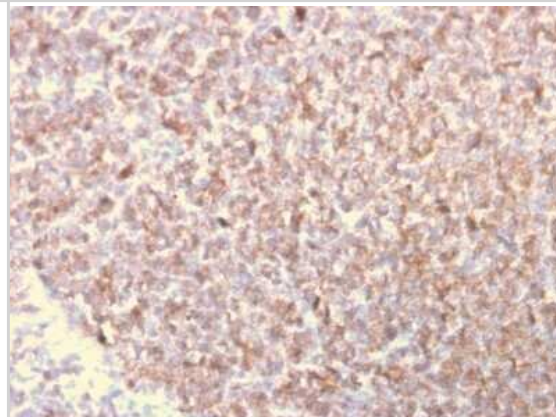
| Product Description | |
|---------------------|---|
| Description | 1.0 mg/ml of antibody purified from Bioreactor Concentrate by Protein A/G. Prepared in 10mM PBS WITHOUT BSA & azide. Also available at 200 ug/ml WITH BSA & azide (NBP2-79725). Antibody with azide - store at 2 to 8C. Antibody without azide - store at -20 to -80C. |
| Host | Mouse |
| Gene ID | 4046 |
| Gene Symbol | LSP1 |
| Species | Human |
| Immunogen | Recombinant fragment of human LSP1 protein (around aa174-278) (exact sequence is proprietary) (Uniprot: P33241) |

| Product Application Details | |
|-----------------------------|---|
| Applications | Immunohistochemistry, Immunohistochemistry-Paraffin, Protein Array |
| Recommended Dilutions | Immunohistochemistry 1-2 ug/ml, Immunohistochemistry-Paraffin 1-2 ug/ml, Protein Array |
| Application Notes | Immunohistochemistry (Formalin-fixed): 1-2ug/ml for 30 minutes at RT. Staining of formalin-fixed tissues requires heating tissue sections in 10mM Tris with 1mM EDTA, pH 9.0, for 45 min at 95C followed by cooling at RT for 20 minutes. Optimal dilution for a specific application should be determined. |

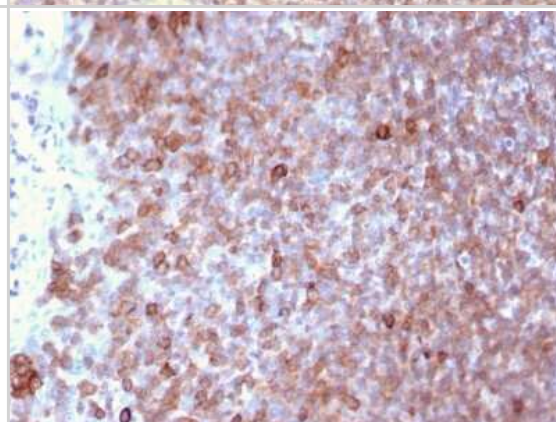


Images

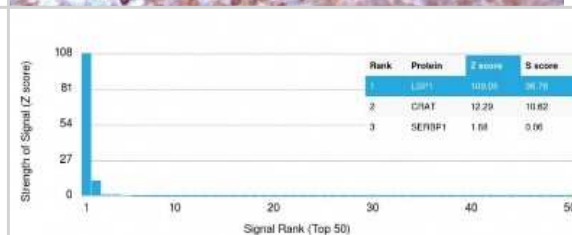
Immunohistochemistry-Paraffin: LSP1 Antibody (LSP1/3025) - Azide and BSA Free [NBP2-79859] - Formalin-fixed, paraffin-embedded human Lymphoma stained with LSP1 Antibody (LSP1/3025).



Immunohistochemistry-Paraffin: LSP1 Antibody (LSP1/3025) - Azide and BSA Free [NBP2-79859] - Formalin-fixed, paraffin-embedded human Lymph Node stained with LSP1 Antibody (LSP1/3025).



Protein Array: LSP1 Antibody (LSP1/3025) - Azide and BSA Free [NBP2-79859] - Analysis of Protein Array containing more than 19,000 full-length human proteins using LSP1 Antibody (LSP1/3025).





Novus Biologicals USA

10730 E. Briarwood Avenue
Centennial, CO 80112
USA
Phone: 303.730.1950
Toll Free: 1.888.506.6887
Fax: 303.730.1966
nb-customerservice@bio-techne.com

Bio-Techne Canada

21 Canmotor Ave
Toronto, ON M8Z 4E6
Canada
Phone: 905.827.6400
Toll Free: 855.668.8722
Fax: 905.827.6402
canada.inquires@bio-techne.com

Bio-Techne Ltd

19 Barton Lane
Abingdon Science Park
Abingdon, OX14 3NB, United Kingdom
Phone: (44) (0) 1235 529449
Free Phone: 0800 37 34 15
Fax: (44) (0) 1235 533420
info.EMEA@bio-techne.com

General Contact Information

www.novusbio.com
Technical Support: nb-technical@bio-techne.com
Orders: nb-customerservice@bio-techne.com
General: novus@novusbio.com

Products Related to NBP2-79859

| | |
|------------------|---|
| HAF007 | Goat anti-Mouse IgG Secondary Antibody [HRP] |
| NB720-B | Rabbit anti-Mouse IgG (H+L) Secondary Antibody [Biotin] |
| NBP1-43319-0.5mg | Mouse IgG1 Kappa Isotype Control (P3.6.2.8.1) |
| NBP1-74048PEP | LSP1 Antibody Blocking Peptide |

Limitations

This product is for research use only and is not approved for use in humans or in clinical diagnosis. Primary Antibodies are guaranteed for 1 year from date of receipt.

For more information on our 100% guarantee, please visit www.novusbio.com/guarantee

Earn gift cards/discounts by submitting a review: www.novusbio.com/reviews/submit/NBP2-79859

Earn gift cards/discounts by submitting a publication using this product:
www.novusbio.com/publications

