

# Product Datasheet

## CD27/TNFRSF7 Antibody (BLR083G) NBP2-78837

Unit Size: 100 ul

Store at 2 - 8 C / 1 year from date of receipt

[www.novusbio.com](http://www.novusbio.com)



[technical@novusbio.com](mailto:technical@novusbio.com)

Protocols, Publications, Related Products, Reviews, Research Tools and Images at:  
[www.novusbio.com/NBP2-78837](http://www.novusbio.com/NBP2-78837)

Updated 9/9/2025 v.20.1

Earn rewards for product  
reviews and publications.

Submit a publication at [www.novusbio.com/publications](http://www.novusbio.com/publications)

Submit a review at [www.novusbio.com/reviews/destination/NBP2-78837](http://www.novusbio.com/reviews/destination/NBP2-78837)

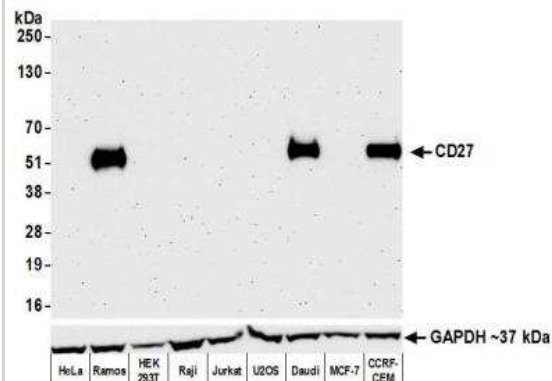


**NBP2-78837****CD27/TNFRSF7 Antibody (BLR083G)**

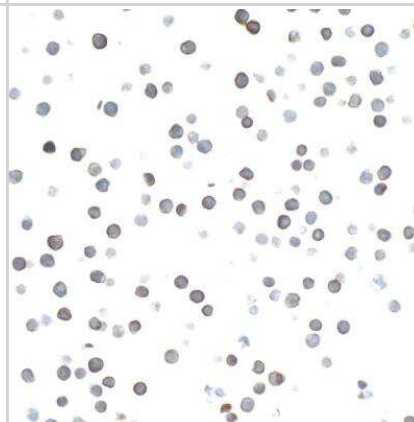
<b>Product Information</b>	
<b>Unit Size</b>	100 ul
<b>Concentration</b>	This product is unpurified. The exact concentration of antibody is not quantifiable.
<b>Storage</b>	Store at 2 - 8 C / 1 year from date of receipt
<b>Clonality</b>	Monoclonal
<b>Clone</b>	BLR083G
<b>Preservative</b>	0.09% Sodium Azide
<b>Purity</b>	Tissue culture supernatant
<b>Buffer</b>	Borate Buffered Saline (BBS) (pH 8.2), 0.1% BSA
<b>Product Description</b>	
<b>Description</b>	Novus Biologicals Rabbit CD27/TNFRSF7 Antibody (BLR083G) (NBP2-78837) is a recombinant monoclonal antibody validated for use in IHC, WB, Flow, ICC/IF and IP. All Novus Biologicals antibodies are covered by our 100% guarantee.
<b>Host</b>	Rabbit
<b>Gene ID</b>	939
<b>Gene Symbol</b>	CD27
<b>Species</b>	Human
<b>Immunogen</b>	Immunogen was a recombinant protein representing the extracellular domain of human CD27 (residues 21-187, NP_001233.1).
<b>Notes</b>	This Product sold under License from Bethyl Laboratories, Inc.
<b>Product Application Details</b>	
<b>Applications</b>	Western Blot, Immunohistochemistry-Paraffin, Flow Cytometry, Immunocytochemistry/ Immunofluorescence, Immunohistochemistry, Immunoprecipitation
<b>Recommended Dilutions</b>	Western Blot 1:1000, Flow Cytometry, Immunohistochemistry 1:100 - 1:500, Immunocytochemistry/ Immunofluorescence 1:100 - 1:500, Immunoprecipitation 20 ul/1 mg lysate, Immunohistochemistry-Paraffin
<b>Application Notes</b>	Epitope retrieval with citrate buffer pH6.0 is recommended for FFPE cell sections.

## Images

**Western Blot: CD27/TNFRSF7 Antibody (BLR083G) [NBP2-78837]** - Detection of human CD27 by WB of HeLa, Ramos, HEK293T, Raji, Jurkat, K-562, U2OS, Daudi, MCF-7, and CCRF-CEM lysate. Antibody: Rabbit anti-CD27 recombinant monoclonal [BLR083G] (NBP2-78837). Secondary: HRP-conjugated goat anti-rabbit IgG. Lower Panel: Rabbit anti-GAPDH.



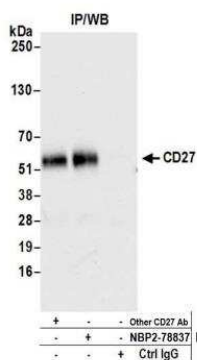
**Immunocytochemistry: CD27/TNFRSF7 Antibody (BLR083G) [NBP2-78837]** - Detection of human CD27 in FFPE Ramos cells by ICC. Antibody: Rabbit anti-CD27 recombinant monoclonal antibody [BLR083G] (NBP2-78837). Secondary: HRP-conjugated goat anti-rabbit IgG. Substrate: DAB.



**Immunohistochemistry-Paraffin: CD27/TNFRSF7 Antibody (BLR083G) [NBP2-78837]** - Detection of human CD27 in FFPE tonsil by IHC. Antibody: Rabbit anti-CD27 recombinant monoclonal antibody [BLR083G] (NBP2-78837). Secondary: HRP-conjugated goat anti-rabbit IgG. Substrate: DAB.



**Immunoprecipitation: CD27/TNFRSF7 Antibody (BLR083G) [NBP2-78837]** - Detection of human CD27 by WB of immunoprecipitates from Ramos lysate. Antibodies: Rabbit anti-CD27 recombinant monoclonal [BLR083G] (NBP2-78837) and another rabbit anti-CD27.





### **Novus Biologicals USA**

10730 E. Briarwood Avenue  
Centennial, CO 80112  
USA  
Phone: 303.730.1950  
Toll Free: 1.888.506.6887  
Fax: 303.730.1966  
nb-customerservice@bio-techne.com

### **Bio-Techne Canada**

21 Canmotor Ave  
Toronto, ON M8Z 4E6  
Canada  
Phone: 905.827.6400  
Toll Free: 855.668.8722  
Fax: 905.827.6402  
canada.inquires@bio-techne.com

### **Bio-Techne Ltd**

19 Barton Lane  
Abingdon Science Park  
Abingdon, OX14 3NB, United Kingdom  
Phone: (44) (0) 1235 529449  
Free Phone: 0800 37 34 15  
Fax: (44) (0) 1235 533420  
info.EMEA@bio-techne.com

### **General Contact Information**

www.novusbio.com  
Technical Support: nb-technical@bio-techne.com  
Orders: nb-customerservice@bio-techne.com  
General: novus@novusbio.com

### **Products Related to NBP2-78837**

---

NBP2-33376H	Blue Marker Antibody (6F4-F6) [HRP]
HAF008	Goat anti-Rabbit IgG Secondary Antibody [HRP]
NB7160	Goat anti-Rabbit IgG (H+L) Secondary Antibody [HRP]
NBP3-24724PEP	CD27/TNFRSF7 Recombinant Protein Antigen

---

### **Limitations**

This product is for research use only and is not approved for use in humans or in clinical diagnosis. Primary Antibodies are guaranteed for 1 year from date of receipt.

For more information on our 100% guarantee, please visit [www.novusbio.com/guarantee](http://www.novusbio.com/guarantee)

Earn gift cards/discounts by submitting a review: [www.novusbio.com/reviews/submit/NBP2-78837](http://www.novusbio.com/reviews/submit/NBP2-78837)

Earn gift cards/discounts by submitting a publication using this product:  
[www.novusbio.com/publications](http://www.novusbio.com/publications)

