

# Product Datasheet

## alpha-Smooth Muscle Actin Antibody (BLR082G) - BSA Free NBP2-78836

Unit Size: 100 ul

Store at 2 - 8 C / 1 year from date of receipt

[www.novusbio.com](http://www.novusbio.com)



[technical@novusbio.com](mailto:technical@novusbio.com)

### Publications: 1


Protocols, Publications, Related Products, Reviews, Research Tools and Images at:  
[www.novusbio.com/NBP2-78836](http://www.novusbio.com/NBP2-78836)

Updated 9/9/2025 v.20.1

Earn rewards for product  
reviews and publications.

Submit a publication at [www.novusbio.com/publications](http://www.novusbio.com/publications)

Submit a review at [www.novusbio.com/reviews/destination/NBP2-78836](http://www.novusbio.com/reviews/destination/NBP2-78836)



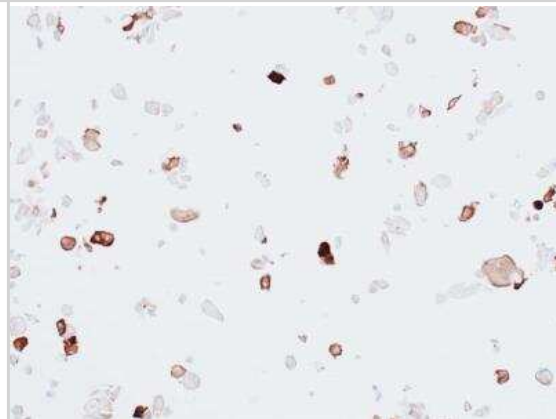
**NBP2-78836**

alpha-Smooth Muscle Actin Antibody (BLR082G) - BSA Free

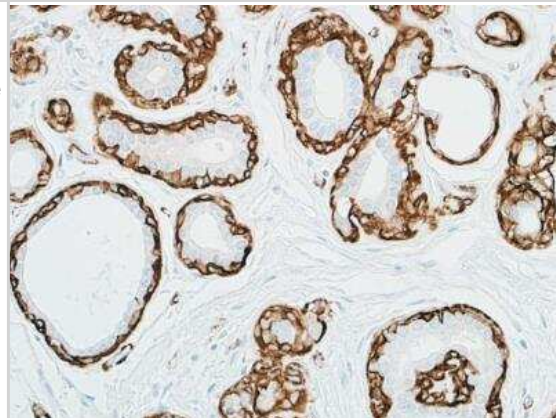
<b>Product Information</b>	
<b>Unit Size</b>	100 ul
<b>Concentration</b>	This product is unpurified. The exact concentration of antibody is not quantifiable.
<b>Storage</b>	Store at 2 - 8 C / 1 year from date of receipt
<b>Clonality</b>	Monoclonal
<b>Clone</b>	BLR082G
<b>Preservative</b>	0.09% Sodium Azide
<b>Isotype</b>	IgG
<b>Purity</b>	Tissue culture supernatant
<b>Buffer</b>	Borate Buffered Saline (BBS) pH 8.2
<b>Target Molecular Weight</b>	42 kDa
<b>Product Description</b>	
<b>Description</b>	Novus Biologicals Rabbit alpha-Smooth Muscle Actin Antibody (BLR082G) - BSA Free (NBP2-78836) is a recombinant monoclonal antibody validated for use in IHC, WB and ICC/IF. Anti-alpha-Smooth Muscle Actin Antibody: Cited in 1 publication. All Novus Biologicals antibodies are covered by our 100% guarantee.
<b>Host</b>	Rabbit
<b>Gene ID</b>	59
<b>Gene Symbol</b>	ACTA2
<b>Species</b>	Human, Mouse
<b>Immunogen</b>	Alpha-Smooth Muscle Actin Antibody (BLR082G) is a recombinant monoclonal made to a peptide representing a region between residue between 1 and 50 of human aortic smooth muscle actin using the numbering given in entry NP_001135417.1 (Gene ID 59).
<b>Notes</b>	This Product sold under License from Bethyl Laboratories, Inc.
<b>Product Application Details</b>	
<b>Applications</b>	Western Blot, Immunohistochemistry-Paraffin, Immunocytochemistry/ Immunofluorescence, Immunohistochemistry
<b>Recommended Dilutions</b>	Western Blot 1:1000, Immunohistochemistry 1:100 - 1:500, Immunocytochemistry/ Immunofluorescence 1:100 to 1:500, Immunohistochemistry-Paraffin 1:100-1:500
<b>Application Notes</b>	Epitope retrieval with citrate buffer pH6.0 is recommended for FFPE tissue sections.

## Images

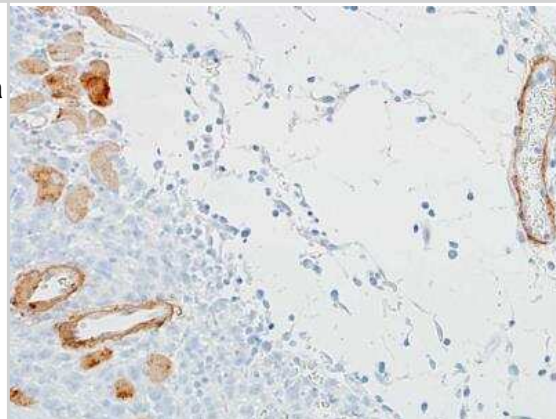
Immunocytochemistry: alpha-Smooth Muscle Actin Antibody (BLR082G) [NBP2-78836] - Detection of human alpha-Smooth Muscle Actin in FFPE IMR-90 cells by ICC. Antibody: Rabbit anti-alpha Smooth Muscle Actin recombinant monoclonal [BLR082G] (NBP2-78836). Secondary: HRP-conjugated goat anti-rabbit IgG. Substrate: DAB.



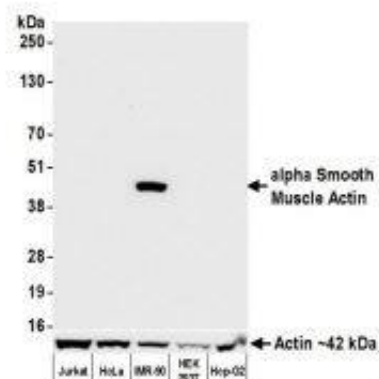
Immunohistochemistry-Paraffin: alpha-Smooth Muscle Actin Antibody (BLR082G) [NBP2-78836] - Detection of human alpha-Smooth Muscle Actin in FFPE breast by IHC. Antibody: Rabbit anti-alpha Smooth Muscle Actin recombinant monoclonal [BLR082G] (NBP2-78836). Secondary: HRP-conjugated goat anti-rabbit IgG. Substrate: DAB.



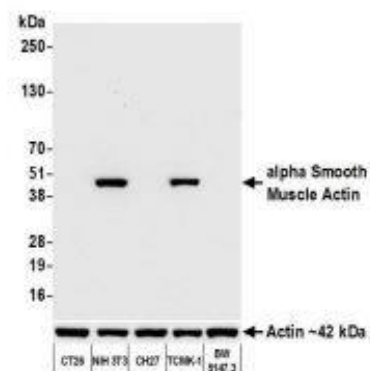
Immunohistochemistry-Paraffin: alpha-Smooth Muscle Actin Antibody (BLR082G) [NBP2-78836] - Detection of mouse alpha-Smooth Muscle Actin in FFPE colon carcinoma CT26 by IHC. Antibody: Rabbit anti-alpha Smooth Muscle Actin recombinant monoclonal [BLR082G] (NBP2-78836). Secondary: HRP-conjugated goat anti-rabbit IgG. Substrate: DAB.



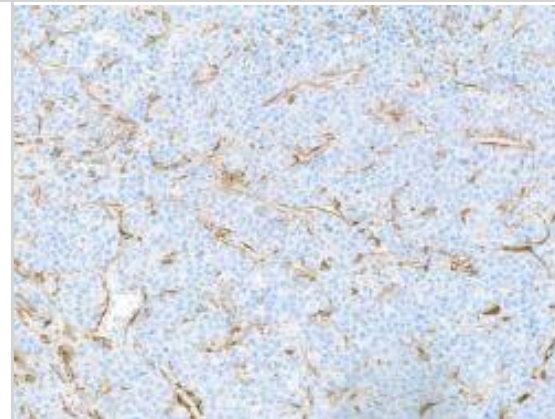
Western Blot: alpha-Smooth Muscle Actin Antibody (BLR082G) [NBP2-78836] -: Whole cell lysate (50 ug) from Jurkat, HeLa, IMR-90, HEK293T, and Hep-G2 cells prepared using NETN lysis buffer. Antibody: Rabbit anti-alpha Smooth Muscle Actin recombinant monoclonal antibody [BLR082G] used at 1:1000. Secondary: HRP-conjugated goat anti-rabbit IgG. Chemiluminescence with an exposure time of 3 seconds.



Western Blot: alpha-Smooth Muscle Actin Antibody (BLR082G) [NBP2-78836] -Whole cell lysate (10 ug) from CT26, NIH 3T3, CH27, TCMK-1, and BW5147.3 cells prepared using NETN lysis buffer. Antibody: Rabbit anti alpha Smooth Muscle Actin recombinant monoclonal antibody [BLR082G] used at 1:1000. Secondary: HRP-conjugated goat anti-rabbit IgG Chemiluminescence with an exposure time of 10 seconds. Lower Panel: Rabbit anti-Actin recombinant monoclonal antibody [BLR057F].



Immunohistochemistry-Paraffin: alpha-Smooth Muscle Actin Antibody (BLR082G) [NBP2-78836] -: Rabbit anti-alpha Smooth Muscle Actin recombinant monoclonal antibody [BLR082G]. Secondary: HRP-conjugated goat antirabbit IgG. Substrate: DAB.



## Publications

Mao Y, Feng H Vitamin D3 alleviates cigarette smoke extract-mediated epithelial-mesenchymal transition and fibrogenesis by upregulating CC16 expression in bronchial epithelial cells *Experimental and therapeutic medicine* [PMID: 35493433] (WB, Human)



### **Novus Biologicals USA**

10730 E. Briarwood Avenue  
Centennial, CO 80112  
USA  
Phone: 303.730.1950  
Toll Free: 1.888.506.6887  
Fax: 303.730.1966  
nb-customerservice@bio-techne.com

### **Bio-Techne Canada**

21 Canmotor Ave  
Toronto, ON M8Z 4E6  
Canada  
Phone: 905.827.6400  
Toll Free: 855.668.8722  
Fax: 905.827.6402  
canada.inquires@bio-techne.com

### **Bio-Techne Ltd**

19 Barton Lane  
Abingdon Science Park  
Abingdon, OX14 3NB, United Kingdom  
Phone: (44) (0) 1235 529449  
Free Phone: 0800 37 34 15  
Fax: (44) (0) 1235 533420  
info.EMEA@bio-techne.com

### **General Contact Information**

www.novusbio.com  
Technical Support: nb-technical@bio-techne.com  
Orders: nb-customerservice@bio-techne.com  
General: novus@novusbio.com

### **Products Related to NBP2-78836**

---

NBP2-33376H	Blue Marker Antibody (6F4-F6) [HRP]
HAF008	Goat anti-Rabbit IgG Secondary Antibody [HRP]
NB7160	Goat anti-Rabbit IgG (H+L) Secondary Antibody [HRP]
NBP2-24891	Rabbit IgG Isotype Control

---

### **Limitations**

This product is for research use only and is not approved for use in humans or in clinical diagnosis. Primary Antibodies are guaranteed for 1 year from date of receipt.

For more information on our 100% guarantee, please visit [www.novusbio.com/guarantee](http://www.novusbio.com/guarantee)

Earn gift cards/discounts by submitting a review: [www.novusbio.com/reviews/submit/NBP2-78836](http://www.novusbio.com/reviews/submit/NBP2-78836)

Earn gift cards/discounts by submitting a publication using this product:  
[www.novusbio.com/publications](http://www.novusbio.com/publications)

